



Throughput optimization for pipeline workflow scheduling with setup times

Anne Benoit, Mathias Coqblin, Jean-Marc Nicod, Laurent Philippe,
Veronika Rehn-Sonigo

**RESEARCH
REPORT**

N° 7886

June 2012

Project-Team ROMA



Throughput optimization for pipeline workflow scheduling with setup times

Anne Benoit, Mathias Coqblin, Jean-Marc Nicod, Laurent Philippe, Veronika Rehn-Sonigo

Project-Team ROMA

Research Report n° 7886 — June 2012 — 29 pages

Abstract: In this paper, we tackle pipeline workflow applications that are executed on a distributed platform with setup times. In such applications, several computation stages are interconnected as a linear application graph, and each stage holds a buffer of limited size where intermediate results are stored and a processor setup time occurs when passing from one stage to another. The considered stage/processor mapping strategy is based on interval mappings, where an interval of consecutive stages is performed by the same processor and the objective is the throughput optimization. Typical examples for this kind of applications are streaming applications such as audio and video coding or decoding, image processing using co-processing devices as FPGA. Even when neglecting setup times, the problem is NP-hard on heterogeneous platforms and we therefore restrict to homogeneous resources. We provide an optimal algorithm for constellations with identical buffer capacities. When buffer sizes are not fixed, we deal with the problem of allocating the buffers in shared memory and present a $b/(b+1)$ -approximation algorithm.

Key-words: setup times; buffer; coarse-grain workflow application; throughput; complexity results.

**RESEARCH CENTRE
GRENOBLE – RHÔNE-ALPES**

Inovallée
655 avenue de l'Europe Montbonnot
38334 Saint Ismier Cedex

Optimisation du débit dans l'ordonnancement des flux en pipeline avec temps de reconfiguration

Résumé : Dans ce rapport, nous traitons les applications de type pipeline exécutées sur des plateformes distribuées avec des temps de reconfiguration. Dans ce type d'applications, les différentes tâches qui composent un même calcul sont interconnectées selon un graphe linéaire, et à chaque tâche est assigné un buffer de taille limitée, dans lequel les résultats intermédiaires sont stockés. Un temps de reconfiguration est nécessaire à chaque processeur pour passer de l'exécution d'une tâche à une autre. La stratégie d'affectation considérée des tâches sur les processeurs est basée sur le principe d'une allocation par intervalles, dans laquelle un intervalle de tâches consécutives est affecté au même processeur. L'objectif est ici l'optimisation du débit. Un exemple d'applications regroupe celles gérant des flux de données (*streaming applications*), comme l'encodage/décodage audio et vidéo, ou le traitement d'un flux d'images à l'aide de coprocesseurs tels que le FPGA. De plus, même sans prendre en compte les temps de reconfiguration, le problème est NP-complet dès lors que les processeurs sont hétérogènes, même avec des communications homogènes. Nous proposons un algorithme optimal pour l'ordonnancement des tâches au sein d'un même processeur disposant de buffers de tailles identiques. Lorsque la taille des buffers n'est pas fixée, nous traitons le problème de l'allocation des buffers partageant une même mémoire et proposons une approche heuristique, notamment une $b/(b+1)$ -approximation.

Mots-clés : temps de reconfiguration; buffer; flux de travaux; débit; résultats de complexité.

1 Introduction

In this paper, we consider pipeline workflow applications mapped on a distributed platform such as a grid. This kind of applications is used to process large data sets or data that are continuously produced by some source and produce some final results. The first stage of the pipeline is applied to an initial data to produce an intermediate result that is then sent to the next stage of the pipeline and so on until the final result is computed. Examples of such applications include image set processing where the different stages may be filters, encoders, image comparison or merging and video capture processing and distribution where codecs must be applied on the video flow before being delivered to some device. In this context, a first scheduling problem is to map the pipeline stages on the processors. Subhlock and Vondran [12, 13] show that there exists an optimal interval mapping for a given pipeline and a given platform when communications and processors are homogeneous. An interval mapping is defined as a mapping where only consecutive pipeline stages are mapped on the same processor. However, the cost of switching between stages of the application on one processor is not taken into account. When a new data set arrives on the processor, the first local stage starts to process it as soon as the previous data is output. Then this data set moves from stage to stage until the last local stage, and it is sent to the processor in charge of the following stage. So, at each step of the execution, we switch from one stage to the next one. As a result, if the cost of switching cannot be neglected, several setup times must be added to the processing cost.

Benoit and Robert [3] prove that the basic interval mapping problem without setup times is NP-hard as soon as communications or computations are heterogeneous, even without setup times. For this reason, we restrict this work to homogeneous platforms, where all processors have the same speed and all communication links have the same bandwidth.

The problem of reconfiguration that requires a setup time has been widely studied, and covers a lot of domains (see the survey by Allahverdi et al. [2]). For instance, in semiconductor factories, Zhang and Goldberg [14] addressed the problem of wafer-handling robots calibration. They propose a low-cost solution to reduce the robot end effector tolerance requirements, and thus the calibration times, down to 20 times. A solution based on ant colony optimization is proposed to reduce the setup costs in batch processing of different recipes of semiconductors [8, 9]. In the scope of micro-factories, due to the cost of conception and production of micro-assembly cells, micro-assembly cells are being designed with a modular architecture that can perform various tasks, at the cost of a reconfiguration time between them [7]. In the domain of pure computing, setup times may appear when there is a need to swap resources, or to load a different program in memory, e.g., to change the compiler in use [1]. Some authors have also shown interest in using buffers to stock temporary results after each stage of the pipeline, in order to reduce the amount of setups performed. Bryan and Norman [6] consider a flowshop wherein a job consists in m stages mapped on m processors, and a processor must be reconfigured after each job to process the next one (in their example, the clean-out of a reactor in a chemical processing facility). They acknowledge that the problem of sequence-dependent setup times, in which a setup time depends on the previous stage and the next one, is NP-hard, and they propose several heuristics. Luh et al. [10] study

a scheduling problem in the manufacturing of gas insulated switchgears. The problems involve significant setup times, strict local buffer capacities, and few possible processing routes.

However, most of those researches focus on the ability of processors to process batches of information (or pieces) from a specific *type*, or *family*, and then to be reconfigured to process batches from another family. The common assumption is that the number of processors is high enough to cover all stages, i.e., each stage is mapped on a distinct processor (one-to-one mapping). In other words, a single processor or a series of processors follows a predefined set of instructions before being reconfigured to process the next batch. Thus, those works mainly focus on merely reducing setup times. When abstracting from setup times, the one-to-one mapping problem can be solved in polynomial time via a binary search algorithm, provided that communications are homogeneous [3]. In our approach, we consider that the number of stages is greater than the number of available processors. We therefore focus on interval mappings, where several consecutive stages are mapped onto the same processor.

In a first step, we tackle the inner-processor scheduling problem, where a single processor has to process several consecutive and dependent pipeline stages. Continuously switching between the stages may lead to a drop in performance, whereas buffering the data and defining a schedule for the processing of stages may limit the number of setups. Hence buffers are introduced to store intermediate results. This makes it possible to perform one stage several times, before switching to the next one. Usually the buffers are limited by the available memory of the system and the buffer size hence influences the possible schedules as it limits the number of repetitions. Several other parameters are also taken into account as the duration of each stage's setup, the homogeneity or heterogeneity of buffers, and the available memory. Eventually, once the inner-scheduling problem has been dealt with, we have to prove the optimality of the overall execution of the pipeline (in terms of throughput).

Starting from the interval mapping results, we tackle in this paper the problem of optimizing the cost of switching between stages mapped on the same processor, depending on the buffer sizes. We formally define the optimization problem in Section 2. The main contributions follow: (i) we provide optimal algorithms when buffers are of fixed (and identical) size within a processor (Section 3); and (ii) we discuss how to allocate memory to buffers on a single processor in Section 4, both from a theoretical perspective (optimal algorithm in some cases), and from a practical point of view (polynomial time heuristics). We formally prove that the heuristics are good approximation algorithms ($b/(b+1)$ -approximation in the worst case), and we evaluate them through a set of simulations. Finally, we conclude and give trails for future works in Section 5.

2 Framework

In this section, we formally define the context of our study.

The application is a linear workflow application, or pipeline (see Figure 1). It continuously processes a large amount of consecutive data sets. Formally, a pipeline is expressed as a set S of n stages: $S = \{S_1, \dots, S_n\}$. Each data set is fed into the pipeline and traverses the pipeline from one stage to another until the entire pipeline is passed. A stage S_i receives a task of size δ_i from the

previous stage, treats the data set which takes a number of w_i computations, and outputs data of size δ_{i+1} . The output data of stage S_i is the input data of the next stage S_{i+1} .

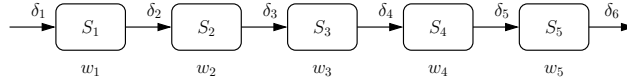


Figure 1: Example of pipeline application.

The target platform is a set P of p homogeneous processors $P = \{P_1, \dots, P_p\}$ fully interconnected as a clique. Each processor P_u has a processing speed (or velocity) v , expressed in instructions per time unit, and a memory of size M . It takes X/v time units for P_u to execute X floating point operations. Each processor P_u is interconnected with a processor P_v via a bidirectional communication link $l_{u,v}$ of bandwidth β (expressed in input size units per time unit). We work with a linear cost model for communications, so it takes X/β time units to send or receive a message of size X from processor P_u to processor P_v . Furthermore communications are based on the bi-directional one-port model [4, 5], where a given processor can send and receive at the same time, but for both directions can only support one message at a time. Distinct processor pairs can however communicate in parallel. Communications are non-blocking, i.e., a sender does not have to wait for its message to be received as it is stored in a buffer, and the communications can be covered by the processing times provided that a processor has enough data to process.

Each processor can process data sets from any stage. However, to switch from the execution from a stage S_i to a stage S_j , the processor P_u has to be reconfigured for the next execution. This induces setup times, denoted as st . Several models are considered: *uniform setup times* (st), where all setup times are fixed to the same value, *sequence-independent setup times* (st_i), where the setup time only depends on the next stage S_i to which the processor will reconfigure, and *sequence-dependent setup times* ($st_{i,j}$) that depend on both the current stage S_i and the next stage S_j .

The problem with sequence-dependent setup times requires to look for the best setup order in a schedule to minimize the impact of setup times. This has already been proved to be NP-hard, and can be modeled as a Traveling Salesman Problem (TSP) [11]. Hence we will not study this problem in this paper, and we focus on st and st_i instead.

To execute a pipeline on a given platform, each processor is assigned an interval of consecutive stages. Hence, we search for a partition of $[1..n]$ into $m \leq p$ intervals $K_k = [I_k, J_k]$ such that $I_k \leq J_k$ for $1 \leq k \leq m$, $I_1 = 1$, $I_{k+1} = J_k + 1$ for $1 \leq k \leq m-1$ and $J_m = n$. Interval K_k is mapped onto a processor P_u . The allocation function a makes the correspondence between stages, intervals and processors. For a stage S_i , $a(i) = u$ if it is mapped on P_u . For a processor P_u , $a'(u) = k$ if P_u is processing interval K_k . Once the mapping is fixed, the processor internal schedule has to be decided, since it influences the global execution time. Indeed, each processor is able to perform sequentially its allocated stages. However, setup times are added each time a processor switches from one stage to another. To reduce setup times, a processor may process several consecutive

data sets for a same stage. The intermediate results are stored in buffers, and each stage S_i mapped on P_u has an input buffer B_i of size $m_{i,u}$.

The sizes of these input buffers depend on the memory size M available on P_u and on the number of allocated stages, as well as on the input data sizes. The capacity $b_{i,u}$ of buffer B_i is the number of input data sets that the buffer is able to store within the allocated memory $m_{i,u}$. Hence, a processor is able to process data sets for a stage S_i as long as B_i is not empty, and B_{i+1} is not full. Actually, if S_i is the last stage of the interval mapped on B_u , we allocate an output buffer BO_u of size mo_u , with a capacity bo_u , and this output buffer should not be full, as illustrated in Figure 2.

The current number of input data sets in the buffer B_i is \hat{b}_i , while the current number of data sets in the output buffer BO_u is \hat{bo}_u .

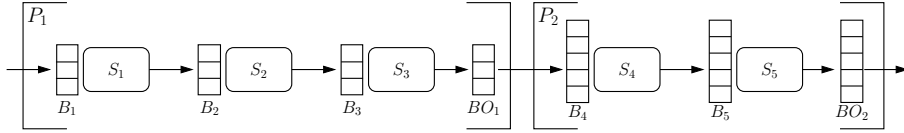


Figure 2: Example of interval mapping with buffers b_u – Stages S_1 to S_3 are mapped on P_1 : $b_{1,1} = b_{2,1} = b_{3,1} = bo_1 = b_1 = 3$, while stages S_4 and S_5 are mapped on P_2 : $b_{4,2} = b_{5,2} = bo_2 = b_2 = 5$.

The objective function is to maximize the throughput ρ of the application, $\rho = \frac{1}{\mathcal{P}}$, where \mathcal{P} is the average period of time between the output of two consecutive data sets. Therefore, we aim at minimizing the period of the application. Since our framework model allows us to cover communication time by computation time, \mathcal{P} is formally defined by: $\mathcal{P} = \max_u \left(\max (in(u), cpu(u), out(u)) \right)$, where $in(u)$, $cpu(u)$, $out(u)$ are respectively the mean time to input, process and output one data set onto $P_u \in P$. In the next two sections, we explicitly evaluate the application period depending on fixed or variable buffer sizes.

3 Fixed buffer sizes

In this section, we deal with the scheduling problem with fixed buffer sizes for both single and multiple processors: we consider that buffers are homogeneous within a processor (i.e., they have the same capacity). We first describe a scheduling algorithm for a single processor on which all buffers are identical. Then, we tackle the problem of interval mappings on multiple processors.

3.1 Single processor scheduling ($b_i = b$)

With a single processor, the mapping is known, since stages S_1 to S_n form a single interval. We propose a polynomial time greedy algorithm to solve the problem of single processor scheduling and prove its optimality. The idea is to maximize the number of data sets that are processed for a stage between each setup. This is done by selecting a stage for which the input buffer is full and the output buffer is empty, so that we can compute exactly b data sets, where b is the number of data sets that fits in each buffer. Therefore, we compute b data sets for stage S_1 , hence filling the input buffer of S_2 , and then perform a setup

so that we can compute b data sets for stage S_2 , and so on, until these b data sets exit the pipeline. Then we start with stage S_1 again. We call the proposed algorithm GREEDY-B in the following.

To prove the optimality of GREEDY-B, we introduce a few definitions:

Definition 1. During the whole execution, for $1 \leq i \leq n$,

- $nbout$ is the total number of data sets that are output;
- $nbst_i$ is the number of setups performed on stage S_i ;
- $nbst = \sum_{i=1}^n nbst_i$ is the total number of setups;
- $nbcomp_i$ is the average number of data sets processed between two setups on stage S_i .

We have for $1 \leq i \leq n$:

$$nbcomp_i = \frac{nbout}{nbst_i}, \quad nbst_i = \frac{nbout}{nbcomp_i}, \quad \text{and} \quad nbst = \sum_{i=1}^n \frac{nbout}{nbcomp_i}.$$

Proposition 1. For each stage S_i ($1 \leq i \leq n$), $nbcomp_i \leq b$.

Proof. For each stage S_i , the number of data sets that can be processed after a setup is limited by its surrounding buffers. Once a setup is done to any stage S_i , it is not possible to perform more computations than there are data sets or than there is room for result sets. Since all buffers can contain exactly b data sets, we have $nbcomp_i \leq b$. \square

Proposition 2. On a single processor with homogeneous buffers, the period can be expressed as:

$$\mathcal{P} = \sum_{i=1}^n \frac{w_i}{v} + \sum_{i=1}^n \frac{st_i}{nbcomp_i}.$$

Proof. The period is the total execution time divided by the total number of processed data sets $nbout$. The execution time is the sum of the time spent computing, and the time to perform the setups. The computation time is the time to compute each stage once (w_i/v for stage S_i), multiplied by the number of data sets $nbout$. The reconfiguration time is the sum of the times required to perform each setup: $nbst_i \times st_i$. Therefore, the period can be expressed as:

$$\mathcal{P} = \frac{1}{nbout} \left(\sum_{i=1}^n \frac{w_i}{v} \times nbout + \sum_{i=1}^n st_i \times nbst_i \right),$$

and we conclude the proof by stating that $nbst_i = \frac{nbout}{nbcomp_i}$. \square

Lemma 1. On a pipeline with homogeneous buffers, the lower bound of the period on a processor is:

$$\mathcal{P}_{min} = \sum_{i=1}^n \left(\frac{w_i}{v} + \frac{st_i}{b} \right).$$

Proof. The result comes directly from Propositions 1 and 2:

$$\mathcal{P} = \sum_{i=1}^n \frac{w_i}{v} + \sum_{i=1}^n \frac{st_i}{nbcomp_i} \geq \sum_{i=1}^n \frac{w_i}{v} + \sum_{i=1}^n \frac{st_i}{b} = \mathcal{P}_{min}.$$

\square

Theorem 1. *The scheduling problem on a single processor can be solved in polynomial time, using the GREEDY-B algorithm.*

Proof. It is easy to see that GREEDY-B is always performing b computations between two setups, and therefore $nbcomp_i = b$ for $1 \leq i \leq n$. Therefore, the period obtained with this algorithm is exactly \mathcal{P}_{min} , which is a lower bound on the period and hence it is optimal. \square

3.2 Multi processor scheduling ($b_i = b_u$)

The interval mapping problem on fully homogeneous platforms without setup times can be solved in polynomial time using dynamic programming [12, 13]. We propose the use of this dynamic programming algorithm for homogeneous platforms, taking into account the setup times in the calculation of a processor's period. To be precise, the calculation of the period is the one obtained by the GREEDY-B algorithm.

Let $c(j, k)$ be the optimal period achieved by any interval mapping that maps stages S_1 to S_j and that uses at most k processors. Let $per(i, j)$ be the average period of the processor on which stages S_i to S_j are mapped. Note that $per(i, j)$ takes the communication step into account. We have:

$$c(j, k) = \min_{1 \leq l \leq j-1} (\max(c(l, k-1), per(l+1, j))),$$

with the initial condition $c(j, k) = +\infty$ if $k > j$.

Given the memory M , we can compute the corresponding buffer capacity $b(i, j) = \lfloor \frac{M}{\sum_{k=i}^{j+1} \delta_k} \rfloor = b_u$, since we assume identical buffer capacities. Therefore:

$$per(i, j) = \max \left(\frac{\delta_i}{\beta}, \sum_{k=i}^j \left(\frac{w_k}{v} + \frac{st_k}{b(i, j)} \right), \frac{\delta_{j+1}}{\beta} \right)$$

The main difference with the ordinary use of the dynamic programming algorithm is that P_u consumes b_u input data sets or outputs b_u data sets in waves because of GREEDY-B. So $c(n, p)$ returns the optimal period if and only if the period is actually dictated by the period of the slowest processor, i.e., the slowest processor cannot be in starvation or in saturation because of intermittent access to the input/output buffers. The following theorem ensures that this is true:

Theorem 2. *On a pipeline with inner-processor homogeneous buffer capacities b_u , the period \mathcal{P} is dictated by the period of the slowest processor.*

Proof. We prove the theorem by induction on the number of processors.

Let us consider first a pipeline mapped onto two processors. We aim at proving that the slowest of the two processors is never slowed down either by a lack of input data sets or by a saturation of its output buffer. Let P_1 and P_2 be the two processors; BO_1 is the output buffer of P_1 , and $BI_{a'(2),2}$ is the input buffer of P_2 . Let \mathcal{P}_1 , \mathcal{P}_2 and b_1 , b_2 their respective period and output/input buffer sizes ($bo_1 = b_1$ and $bi_{a'(u),2} = b_2$). Let CT_1 be the time needed by P_1 to process b_1 data sets, and CT_2 the time needed by P_2 to process b_2 data sets.

We assume that the bandwidth of the communication links is large enough so that communication times are covered by computation times. If not, the

period of the system would be dictated by the communication times, whatever the period of the processors.

We consider the two following cases, each of them being split into two sub-cases: (1) P_2 is the slowest processor ($\mathcal{P}_1 \leq \mathcal{P}_2$) with $b_1 \leq b_2$ (1.a) or $b_2 \leq b_1$ (1.b) and (2) P_1 is the slowest processor ($\mathcal{P}_2 \leq \mathcal{P}_1$) with $b_1 \leq b_2$ (2.a) or $b_2 \leq b_1$ (2.b).

1. $\mathcal{P}_1 \leq \mathcal{P}_2$ thus $\frac{CT_1}{b_1} \leq \frac{CT_2}{b_2}$: in this case the processor P_2 has not to be in starvation. So $\widehat{b}_2 = b_2$ when P_2 is starting a new cycle for a duration of CT_2 unit of time (ut). Moreover we assume that at the beginning both the output and the input buffers respectively of P_1 and P_2 are full. If not, this situation occurs after an initialization phase.

(a) $b_1 \leq b_2$

We have $\frac{b_2}{b_1} \leq \frac{CT_2}{CT_1}$. We distinguish three cases:

- If the rational part of $\frac{CT_2}{CT_1}$ is zero ($\{\frac{CT_2}{CT_1}\} = 0$) then $CT_2 = qCT_1$ ($q \in \mathbb{N}$). That means P_1 gives exactly enough b_1 output data sets to allow P_2 to enter a new cycle and to perform b_2 input data sets each time P_2 finishes the previous cycle.
- We observe the same conclusion when $CT_2 \geq \lceil \frac{b_2}{b_1} \rceil CT_1$ because each cycle time CT_2 the processor P_1 produces $b_2 + x$ output data sets while P_2 only performs b_2 input data sets. From time to time the BO_1 and the input buffer $B_{I_{a'(2)},2}$ are saturated.
- In the last case we have:

$$CT_2 = qCT_1 + r$$

$$\text{with } q = \left\lfloor \frac{CT_2}{CT_1} \right\rfloor \text{ and } r = CT_2 \bmod CT_1$$

$$\text{and } \frac{b_2}{b_1}CT_1 \leq CT_2 < \left\lceil \frac{b_2}{b_1} \right\rceil CT_1$$

In this platform configuration, the worst case occurs when the processor P_2 is as fast as possible and P_1 is as slow as possible ($\mathcal{P}_1 = \mathcal{P}_2$) and when P_1 and P_2 respectively produces b_1 output data sets or consumes b_2 input data sets at once. So we have also $b_2 = qb_1 + r$.

In the following, we propose to prove by induction that P_2 can always start a new cycle without delay. That means that the amount of data sets in BO_1 and $B_{I_{a'(2)},2}$ is almost equal to b_2 before P_2 enters a new computation cycle.

Let C_j be the j^{th} computation cycle of P_2 . Since $CT_2 = qCT_1 + r$, during a cycle C_j ($CT_2 ut$) P_1 is able to output qb_1 data sets and starts a $(q+1)^{th}$ before the ending of C_j . So the cumulative advance of P_1 allows periodically P_1 to finish $(q+1)$ cycles instead of q . Let $i = \lfloor \frac{q}{b_1} \rfloor$ be the number of times P_1 has finished an extra cycle since the start of C_1 .

We define an induction hypothesis which gives, after the j^{th} computation cycle (C_j) of P_2 , that the amount of data sets within BO_1 and $B_{I_{a'(2)},2}$ is larger than b_2 with:

$$\widehat{bo}_1 + \widehat{b}_{I_{a'(2)},2} = (jq + i + 1)b_1 - (j - 1)b_2$$

for all $1 \leq j < CT_1$.

In any case, P_1 started a new computation cycle exactly $(jr - iCT_1)$ *ut* before the end of C_j . This is because every cycle P_1 starts its last cycle r *ut* sooner ($CT_2 = qCT_1 + r$), and each time an extra cycle of P_1 occurs, the advance of P_1 is decreased by the value of CT_1 (we later refer to this extra time P_1 has to start a cycle as its *advance* over C_j). If this hypothesis is verified then P_2 can start C_{j+1} without delay.

We show in the following that these conditions allow P_2 to enter a new computation cycle without delay for $j = 1, 2$ ((ii)(iii)). Then considering that these conditions are true for j , we show that P_2 can enter C_{j+1} without delay (iv):

- i. After the initialization stage, we have:

$$\widehat{bo}_1 + \widehat{b}_{I_{a'(2)},2} = b_1 + b_2$$

P_2 can start its first processing cycle (C_1) because b_2 input data sets are available for P_2 .

- ii. During C_1 and before the beginning of the next cycle C_2 of P_2 , P_1 has enough place to produce at least qb_1 output data sets (there is room for $b_2 = qb_1 + r$ actually). Now:

$$\widehat{bo}_1 + \widehat{b}_{I_{a'(2)},2} = (q + 1)b_1$$

Since $b_1 > r$ and thus $qb_1 + b_1 > qb_1 + r$, P_2 is able to enter the processing cycle C_2 because $(q + 1)b_1 > b_2$. At this time P_1 has already started a computing cycle for r *ut*. Its advance is too short to be able to finish an extra cycle ($i = 0$).

- iii. After C_2 P_1 produced at least qb_1 other new output data and P_2 consumed b_2 input data. At this time:

$$\widehat{bo}_1 + \widehat{b}_{I_{a'(2)},2} = (2q + 1)b_1 - b_2$$

P_2 can enter C_3 only if b_2 is full, that is only if $(2q+1)b_1 - b_2 \geq b_2$. This implies that $2r \leq b_1$. If this condition is true, then P_2 can indeed start C_3 without delay (and the induction is true), and the advance of P_1 is now $2r$ *ut*. Otherwise, we have $2r > b_1$, and since we are at $j = 2$ then $i = \lfloor \frac{jr}{b_1} \rfloor = \lfloor \frac{2r}{b_1} \rfloor = 1$. In other words the cumulative advance of P_1 was large enough to have performed an extra output of b_1 data sets during C_2 . Thus we can add b_1 to the previous expression of $\widehat{bo}_1 + \widehat{b}_{I_{a'(2)},2}$. We obtain:

$$\widehat{bo}_1 + \widehat{b}_{I_{a'(2)},2} = (2q + 1)b_1 - b_2 + b_1 = (2q + 1 + 1)b_1 - b_2$$

The advance of P_1 on the ending of C_2 is now $(2r - CT_1)ut$. Since we have indeed $(2q + 1 + 1)b_1 > 2b_2$ ($(q + 1)b_1 > b_2$), and thus $(2q + 1 + 1)b_1 - b_2 > b_2$, P_2 can also start C_3 without delay.

The induction hypothesis is true for $j = 1, 2$, and the advance of P_1 is $(2r - iCT_1)$ in any case because of the value of i .

- iv. Let us consider that the j first cycles of P_2 have been started without delay. So the following expression is true at the end of C_{j-1} , that allows P_2 to start C_j without delay. Moreover the cumulative advance of P_1 is $((j-1)r - iCT_1)ut$. We have:

$$\widehat{bo}_1 + \widehat{b}_{I_{a'(2)},2} = ((j-1)q + i + 1)b_1 - ((j-1) - 1)b_2 \geq b_2$$

The question is if this expression true at the end of C_j . During C_j , P_2 performs b_2 input data sets and P_1 outputs at least qb_1 data sets and its advance on P_2 is $((j-1)r - iCT_1 + jr)ut = (jr - iCT_1)ut$. The number of data sets in BO_1 and $B_{I_{a'(2)},2}$ becomes:

$$\widehat{bo}_1 + \widehat{b}_{I_{a'(2)},2} = ((j-1)q + i + 1)b_1 - ((j-1) - 1)b_2 - b_2 + qb_1$$

$$\widehat{bo}_1 + \widehat{b}_{I_{a'(2)},2} = (jq + i + 1)b_1 - (j-1)b_2$$

Then we obtain that $\widehat{bo}_1 + \widehat{b}_{I_{a'(2)},2} \geq b_2$ if:

$$(jq + i + 1)b_1 \geq jb_2$$

$$\text{and } i \geq \frac{jr}{b_1} - 1 \quad \text{with } b_2 = qb_1 + r$$

This expression is always true, as $i = \lfloor \frac{jr}{b_1} \rfloor$ and $\lfloor x \rfloor > x - 1$. We can conclude that the induction hypothesis is always true for $j < CT_1$.

- v. We can also conclude that the induction hypothesis is always true for any positive j , as there is a periodic cycle for which the states of buffers and machines are the same. Indeed, we know that in CT_1 units of time P_1 outputs exactly b_1 data sets and loops back: if we start to count time as when P_1 outputted $x < b_1$ data sets, after exactly $CT_1 ut$ it will have outputted the rest, and have started to output x other data sets. Likewise in CT_2 units of times, P_2 will output exactly b_2 data sets. For both, in $CT_1 \times CT_2$ units of time, they will output $b_1 \times CT_2$ (respectively $b_2 \times CT_1$) data sets. As the worst case studied is $\mathcal{P}_1 = \mathcal{P}_2$ and thus $\frac{CT_1}{b_1} = \frac{CT_2}{b_2}$, we can conclude that $b_1 \times CT_2 = b_2 \times CT_1$, and thus by the time $j = (k+1)CT_1$, and thus $CT_1 \times CT_2$ units of times have elapsed since $j = kCT_1$, both processors will be in the exact same state as before (assuming the induction hypothesis is true within that time).

This concludes the case where $\mathcal{P}_1 \leq \mathcal{P}_2$ and $b_1 \leq b_2$.

(b) $b_2 \leq b_1$

We have $\frac{CT_1}{CT_2} \leq \frac{b_1}{b_2}$. We distinguish three cases:

- By using the same arguments as before, if the rational part of $\frac{CT_1}{CT_2}$ is zero ($\{\frac{CT_1}{CT_2}\} = 0$) then $CT_1 = qCT_2$ ($q \in \mathbb{N}$). That means P_1 outputs exactly enough b_1 output data sets to allow P_2 to enter q cycle for a duration of CT_2 *ut* each. After a computation cycle of P_1 , the same scenario is repeating for ever. In this case, P_2 has no delay.
- We observe the same conclusion when $CT_1 \leq \lfloor \frac{b_1}{b_2} \rfloor CT_2$ because the time CT_1 needed by the processor P_1 to output b_1 is shorter than the time for P_2 to consume $\lfloor \frac{b_1}{b_2} \rfloor b_2$ input data sets. From time to time the BO_1 and the input buffer $B_{I_{a'(2)},2}$ are saturated.
- In the last case we have:

$$CT_1 = qCT_2 + r$$

$$\text{with } q = \left\lfloor \frac{CT_1}{CT_2} \right\rfloor \text{ and } r = CT_1 \bmod CT_2$$

$$\text{and } \left\lfloor \frac{b_1}{b_2} \right\rfloor CT_2 < CT_1 \leq \frac{b_1}{b_2} CT_2$$

As we assumed in the previous case ($b_1 \leq b_2$), in this platform configuration, the worst case occurs when the processor P_2 is as fast as possible and P_1 is as slow as possible ($\mathcal{P}_1 = \mathcal{P}_2$) and when P_1 and P_2 respectively produces b_1 output data sets or consumes b_2 input data sets at once. So we have also $b_1 = qb_2 + r$.

In the following, we propose to prove by induction that P_2 can always start q or $q + 1$ cycles without delay between two consecutive outputs of P_1 . That means that the amount of data sets in BO_1 and $B_{I_{a'(2)},2}$ is almost equal to $(q + 1)b_2$ or qb_2 before P_1 enters a new computation cycle.

Let C_j be the j^{th} computation cycle of P_1 . Since $CT_1 = qCT_2 + r$, during a cycle C_j (CT_1 *ut*) P_2 is able to consume qb_2 data sets and starts a $(q + 1)^{\text{th}}$ after the ending of C_j . So the cumulative advance of P_2 allows periodically P_2 to perform $(q + 1)$ cycles instead of q . Let $i = \lfloor \frac{jr}{b_2} \rfloor$ be the number of times P_2 has performed an extra cycle since the beginning of C_1 .

We define an induction hypothesis which gives, after the j^{th} computation cycle (C_j) of P_1 , that the amount of data sets within BO_1 and $B_{I_{a'(2)},2}$ is larger than $(q + 1)b_2$ or qb_2 with:

$$\widehat{b}o_1 + \widehat{b}_{I_{a'(2)},2} = (j + 1)b_1 - (jq + i)b_2$$

for all $1 \leq j < CT_2$.

In any case, P_2 started a new computation cycle exactly $(jr - iCT_2)$ *ut* before the end of C_j .

If this hypothesis is verified then P_2 has no delay during C_{j+1} .

We show in the following that these conditions allow P_2 to repeat its computation cycle without delay for $j = 1$ (ii). Then considering that these conditions are true for j , we show that P_2 has no delay for its q or $q + 1$ next cycle it has to perform before the ending of C_{j+1} (iii):

- i. After the initialization stage, we have:

$$\widehat{bo}_1 + \widehat{b}_{I_{a'(2)},2} = b_1 + b_2$$

P_2 can start its q first processing cycles during C_1 , as P_1 and P_2 start at the same time.

- ii. After C_1 and before the beginning of the next cycle C_2 of P_1 , P_1 outputs b_1 output data sets and P_2 consumed qb_2 data sets and has start the $(q + 1)^{th}$ for r ut. Now:

$$\widehat{bo}_1 + \widehat{b}_{I_{a'(2)},2} = b_1 + b_2 + b_1 - (q + 1)b_2$$

$$\widehat{bo}_1 + \widehat{b}_{I_{a'(2)},2} = 2b_1 - qb_2$$

This expression corroborates the general expression of $\widehat{bo}_1 + \widehat{b}_{I_{a'(2)},2}$ for $j = 1$. Moreover since $b_1 = qb_2 + r$, if $r \geq \frac{b_2}{2}$ then:

$$\widehat{bo}_1 + \widehat{b}_{I_{a'(2)},2} \geq (q + 1)b_2$$

Indeed, the starting of the last cycle of P_2 has begun since $2r$ ut. So during the next cycle C_2 , P_2 must start $(q + 1)$ cycles. The previous expression show that P_2 will be able to start all its cycles without delay during C_2 . In this case P_2 will start its last cycle for $(2r - CT_2)ut$ before the end of C_2 and $i = 1$.

If $r < \frac{b_2}{2}$, then $2b_1 - qb_2 = qb_2 + 2r$. Because of the value of r , there is only q new cycle starts in C_2 and the storage of data sets is enough large to make there starts possible without delay. In this case P_2 will start its last cycle for $(2r)ut$ before the end of C_2 and $i = 0$.

- iii. Let us consider that the j first cycles of P_1 have been started without P_2 delay, that the amount of data sets stored into BO_1 and $B_{I_{a'(2)},2}$ is the following:

$$\widehat{bo}_1 + \widehat{b}_{I_{a'(2)},2} = (j + 1)b_1 - (jq + i)b_2$$

Moreover the last cycle of P_2 started $jr - iCT_2$ ut before the end of C_j , with $i = \lfloor \frac{jr}{b_2} \rfloor$ the number of time P_2 starts $(q + 1)$ cycles instead of q (except during C_1).

The condition to make possible the beginning of $(q + 1)$ P_2 cycles during C_{j+1} is

$$\widehat{bo}_1 + \widehat{b}_{I_{a'(2)},2} \geq (q + 1)b_2$$

This means that

$$\frac{(j+1)r}{b_2} - 1 \geq i = \lfloor \frac{jr}{b_2} \rfloor$$

Because $r < b_2$, the condition is true only if

$$\lfloor \frac{(j+1)r}{b_2} \rfloor = \lfloor \frac{jr}{b_2} \rfloor + 1$$

So, during C_{j+1} P_2 can perform an extra cycle without delay. The value of r makes the value of i to be incremented to $(i+1)$ at the end of C_{j+1} . It starts this extra cycle $((j+1)r - (i+1)CT_2)$ before the end of C_{j+1} .

If the previous condition is wrong, $\frac{(j+1)r}{b_2} - 1 < i$ or $r < \frac{i+1}{j+1}b_2$. Because $CT_1 = qCT_2 + r$ we have also $r < \frac{i+1}{j+1}CT_2$. This implies that P_2 performs only q cycle between C_j and C_{j+1} . But the first cycle of P_2 that ends in this period has started before the beginning of C_{j+1} . The considered period of time is $CT_1 + jr - iCT_2$ in which there are only q cycles CT_2 :

$$CT_1 + jr - iCT_2 = (j+1)r + qCT_2 - iCT_2$$

Since $r < \frac{i+1}{j+1}CT_2$:

$$\begin{aligned} (j+1)r + qCT_2 - iCT_2 &< (i+1)CT_2 + qCT_2 - iCT_2 \\ (j+1)r + qCT_2 - iCT_2 &< (q+1)CT_2 \end{aligned}$$

Therefore:

$$CT_1 + jr - iCT_2 < (q+1)CT_2$$

So there are only q new cycle starts in this case and as P_1 outputs $b_1 = qb_2 + r$ new output data sets at the beginning of C_{j+1} , P_2 performs its input data without delay and it starts this last cycle $((j+1)r - iCT_2)$ before the end of C_{j+1} .

- iv. As with the first studied case ($b_1 \leq b_2$), we can observe there is a periodic cycle on both processors of $CT_1 \times CT_2$. This allows to say the induction hypothesis is true for all j .

This concludes the case where $\mathcal{P}_1 \leq \mathcal{P}_2$ and $b_2 \leq b_1$.

2. $\mathcal{P}_2 \leq \mathcal{P}_1$ thus $\frac{CT_2}{b_2} \leq \frac{CT_1}{b_1}$ The idea here is to prove that the output buffer BO_1 of the first processor P_1 is never saturated. We consider system in its worst configuration regarding this constraint: the output buffer of P_1 (BO_1) and the input buffer of P_2 ($B_{I_{a'(i),i}}$) are full when P_1 and P_2 start their respective computation cycle.

- (a) $b_1 \leq b_2$

We have $\frac{b_2}{b_1} \geq \frac{CT_2}{CT_1}$. We distinguish three cases:

- If the rational part of $\frac{CT_2}{CT_1}$ is zero ($\{\frac{CT_2}{CT_1}\} = 0$) then $CT_2 = qCT_1$ ($q \in \mathbb{N}$). That means that P_2 consumes exactly b_2 data sets when P_1 outputs $qb_1 = b_2$ output data sets. Each time P_2 consumes b_1 input data sets, P_1 outputs less than b_1 output data sets because

of their respective period. In the case where P_1 is the faster as possible, it fills at most $qb_1 = b_2$ output data sets. As BO_1 and $B_{I_{a'(2)},2}$ have a global storage capacity of $b_1 + b_2$, these buffers are never saturated in this case.

- We observe the same conclusion when $CT_2 \leq \lfloor \frac{b_2}{b_1} \rfloor CT_1$ because each cycle time CT_2 processor P_2 is able to consume more than $\lfloor \frac{b_2}{b_1} \rfloor b_2$ output data sets while P_1 only outputs $\lfloor \frac{b_2}{b_1} \rfloor b_1$ or $(\lfloor \frac{b_2}{b_1} \rfloor + 1)b_1$ output data sets. From time to time the BO_1 and the input buffer $B_{I_{a'(2)},2}$ can be empty.
- In the last case we have:

$$CT_2 = qCT_1 + r$$

$$\text{with } q = \left\lfloor \frac{CT_2}{CT_1} \right\rfloor \text{ and } r = CT_2 \bmod CT_1$$

$$\text{and } \left\lfloor \frac{b_2}{b_1} \right\rfloor CT_1 < CT_2 \leq \frac{b_2}{b_1} CT_1$$

As defined before, the worst case occurs also when $\mathcal{P}_1 = \mathcal{P}_2$, when BO_1 and $B_{I_{a'(i)},i}$ are full at the starting and when P_1 outputs b_1 output data sets at once. The difference is that P_2 consumes one input data set each period \mathcal{P}_2 so as to free the input buffer as slow as possible. So we also have $b_2 = qb_1 + r$.

In the following we re-use the same notation as defined in (1.a) (j, i) and the definition of the cycle C_j as the j^{th} computation cycle of processor P_2 .

Due to the previous constraints introduced to handle this case, we can also re-use the already proved inductive formula of the total number of data sets within BO_1 and $B_{I_{a'(2)},2}$:

$$\forall j < CT_1 \quad \widehat{bo}_1 + \widehat{b}_{I_{a'(2)},2} = (jq + 1 + i)b_1 - (j - 1)b_2$$

In the following we have to prove by induction that $\widehat{bo}_1 + \widehat{b}_{I_{a'(2)},2}$ never exceeds $b_1 + b_2$:

- After the initialization stage, we have:

$$\widehat{bo}_1 + \widehat{b}_{I_{a'(2)},2} = b_1 + b_2$$

P_2 can start its first processing cycle (C_1) because b_2 input data sets are available for P_2 , and P_1 has enough place to output qb_1 output data sets because of the place freed by P_2 step by step ($qb_1 < b_2$). P_1 has started its last cycle for r *ut*. So, during C_1 BO_1 and $B_{I_{a'(2)},2}$ are not saturated.

- By using the previous expression of $\widehat{bo}_1 + \widehat{b}_{I_{a'(2)},2}$, after C_1 and before the starting of C_2 the total amount of data sets insides the buffer BO_1 and $B_{I_{a'(2)},2}$ is:

$$\widehat{bo}_1 + \widehat{b}_{I_{a'(2)},2} = (q + 1)b_1$$

During the next cycle of P_2 (C_2), P_2 is consuming b_2 data sets and P_1 adds at least qb_1 outputs. But P_1 has started cycles that can potentially finish during C_2 sooner, and before the beginning of C_3 . The period of time that we have to consider is $(r + CT_2)ut$ with $CT_2 = qCT_1 + r$. So if $CT_1 \leq 2r$, P_1 is finishing $(q + 1)$ cycles before the ending of C_2 and q if not. Since P_2 is consuming b_2 data sets in the same time, we have to verify the following constraint in the worst case ($i = 1$):

$$\widehat{b}o_1 + \widehat{b}_{I_{a'(2)},2} = (2q + 2)b_1 - b_2 \leq b_1 + b_2$$

This constraint is verified only if $b_1 \leq 2r$ ($b_2 = qb_1 + r$). And this is also the condition to allow P_1 to output $(q + 1)b_1$ output data set during C_2 . If $CT_1 > 2r$ ($i = 0$) we have to verify the next constraint with $i = 0$ and qb_1 outputs instead of $(q + 1)b_1$:

$$\widehat{b}o_1 + \widehat{b}_{I_{a'(2)},2} = (2q + 1)b_1 - b_2 \leq b_1 + b_2$$

This constraint is $qb_1 \leq b_2$ that is always true by definition of b_1 and b_2 .

Thus, by the end of C_2 and before C_3 , P_1 has been working on its current computation cycle for $(2r - iCT_1)ut$, and BO_1 and $B_{I_{a'(2)},2}$ are never saturated during C_2 .

- iii. Let us consider that during the j first cycles of P_2 . After C_j , BO_1 and $B_{I_{a'(2)},2}$ are never saturated. We have to prove no saturation occurs during the next cycle C_{j+1} . At the end of C_j , the number of stored data sets within BO_1 and $B_{I_{a'(2)},2}$ is given by the formula:

$$\widehat{b}o_1 + \widehat{b}_{I_{a'(2)},2} = (jq + 1 + i)b_1 - (j - 1)b_2$$

During the next cycle C_{j+1} , P_2 consumes b_2 input data sets while P_1 outputs $(q + i)b_1$ data sets. As P_2 consumes as fast as P_1 outputs in average, each time P_1 outputs b_1 data sets P_2 has freed b_1 places within the input buffer of P_2 . Since $b_2 = qb_1 + r$ the q first computation cycle of P_1 do not increase the number data sets within the buffers. But P_1 has started its first output before the start of C_{j+1} . If the extra period of time in which P_1 computes data sets is high enough, that extra amount of data sets can potentially be outputted before the ending of C_{j+1} . This whole period of time is $(jr - iCT_1 + CT_2)ut$. So we have to verify that an extra cycle of P_1 does not saturate the buffers.

If this period is larger than $(q + 1)CT_1$ then an extra cycle is finishing before the ending of C_{j+1} . This extra cycle occurs when:

$$r \geq \frac{i + 1}{j + 1}b_1 \quad \text{or} \quad (i + 1) \leq \frac{j + 1}{b_1}$$

This last constraint is true for instance when:

$$(i + 1) = \lfloor \frac{j + 1}{b_1} \rfloor$$

This equality means that i has to be incremented by one at the end of C_{j+1} to represent the number of extra cycles. Now we have to verify if an extra cycle does not saturate the buffers. So the next constraints must be true:

$$\widehat{bo}_1 + \widehat{b}_{I_{a'(2),2}} = ((j + 1)q + 1 + i + 1)b_1 - (j - 1)b_2 \leq b_1 + b_2$$

We obtain $(i + 1) \leq \frac{(j+1)r}{b_1}$ what is true because we have $(i + 1)$ extra cycles during the $(j + 1)^{th}$ cycles of P_2 . This constraint remains true without an extra cycle of P_1 during C_{j+1} .

- iv. As with the two other studied cases, we can observe there is a periodic cycle on both processors of $CT_1 \times CT_2$. This allows to say the induction hypothesis is true for all j .

This concludes the case where $\mathcal{P}_2 \leq \mathcal{P}_1$ and $b_1 \leq b_2$.

(b) $b_2 \leq b_1$

We have $\frac{b_1}{b_2} \leq \frac{CT_1}{CT_2}$. We distinguish three cases:

- By using the same arguments as before, if the rational part of $\frac{CT_1}{CT_2}$ is zero ($\{\frac{CT_1}{CT_2}\} = 0$) then $CT_1 = qCT_2$ ($q \in \mathbb{N}$). That means P_2 consumes exactly enough qb_2 input data sets to allow P_1 to output qb_1 data sets for a duration of CT_1 *ut* each. After a computation cycle of P_1 , the same scenario is repeating for ever. In this case, P_1 has always enough place to output its data sets. There is no starvation.
- We observe the same conclusion when $CT_1 \geq \lceil \frac{b_1}{b_2} \rceil CT_2$ because the time CT_1 needed by processor P_1 to output b_1 is longer than the time for P_2 to consume $\lceil \frac{b_1}{b_2} \rceil b_2$ input data sets. From time to time the output buffer BO_1 and the input buffer $B_{I_{a'(2),2}}$ can be empty.
- In the last case we have:

$$CT_1 = qCT_2 + r$$

$$\text{with } q = \left\lfloor \frac{CT_1}{CT_2} \right\rfloor \text{ and } r = CT_1 \bmod CT_2$$

$$\text{and } \frac{b_1}{b_2} CT_2 \leq CT_1 < \left\lceil \frac{b_1}{b_2} \right\rceil CT_2$$

As assumed before, the worst case occurs when the processor P_1 is as fast as possible and P_2 is as slow as possible ($\mathcal{P}_1 = \mathcal{P}_2$), when BO_1 and $B_{I_{a'(i),i}}$ are full at the starting, when P_1 outputs b_1 output data sets at once and when P_2 consumes one input data set each period \mathcal{P}_2 so as to free the input buffer as slow as

possible. So we also have $b_1 = qb_2 + r$.

In the following we re-use the same notation as defined in (1.b) (j, i) and the definition of cycle C_j as the j^{th} computation cycle of processor P_1 .

Due to the previous constraints introduced to handle this case, we can also re-use the already proved inductive formula of the total number of data sets within BO_1 and $B_{I_{a'(2)},2}$:

$$\widehat{bo}_1 + \widehat{b}_{I_{a'(2)},2} = (j+1)b_1 - (jq+i)b_2$$

for all $1 \leq j < CT_2$.

In any case, after C_j , P_2 has started a new computation cycle for $(jr - iCT_2)$ *ut* for the same reason explained in the case (1.b).

In the following we prove by induction that $\widehat{bo}_1 + \widehat{b}_{I_{a'(2)},2}$ never exceeds $b_1 + b_2$:

- i. After the initialization stage, we have:

$$\widehat{bo}_1 + \widehat{b}_{I_{a'(2)},2} = b_1 + b_2$$

P_2 can start its $q+1$ first processing cycles during C_1 because P_1 and P_2 start at the same time and because BO_1 and $B_{I_{a'(2)},2}$ contain $b_1 + b_2 > (q+1)b_2$ data sets. So before the ending of C_1 the buffers contain only r input data sets. P_1 has started its last cycle for r *ut*. During C_1 the buffers are not saturated.

- ii. After C_1 and before the beginning of the next cycle C_2 of P_1 , P_1 outputs b_1 output data sets and P_2 consumed $(q+1)b_2$ data sets. Now:

$$\widehat{bo}_1 + \widehat{b}_{I_{a'(2)},2} = b_1 + r = 2b_1 - qb_2$$

Since the next data sets is only adding at once at the end of the new cycle C_2 , and since P_2 is consuming at least qb_2 data sets, the buffer are only decreasing during C_2 . So the condition that the buffers are not saturated during C_2 is:

$$\widehat{bo}_1 + \widehat{b}_{I_{a'(2)},2} \leq b_1 + b_2$$

With $\widehat{bo}_1 + \widehat{b}_{I_{a'(2)},2} = b_1 + r$, the condition is verified because $r < b_2$.

During C_2 , P_2 consumed at least qb_2 input data sets or $(q+1)b_2$ when $b_2 \leq 2r$ ($i=1$) as explained several times before. We recall that $i = \lfloor \frac{jr}{b_2} \rfloor$. Thus, P_2 started a new computation cycle exactly $(2r - iCT_2)$ *ut* before the end of C_2 , and the amount of data sets within the buffer is $2r - ib_2$ at the end of C_2 .

During C_2 , BO_1 and $B_{I_{a'(2)},2}$ are not saturated and P_1 has no delay.

- iii. Let us consider now that during the j first cycles of P_1 , there is no delay on processor P_1 and the amount of data sets within

BO_1 and $B_{I_{a'(2)},2}$:

$$\widehat{bo}_1 + \widehat{b}_{I_{a'(2)},2} = (j+1)b_1 - (jq+i)b_2$$

As introduced before, $\widehat{bo}_1 + \widehat{b}_{I_{a'(2)},2}$ decreases during a cycle of P_1 . The consequence is that $\widehat{bo}_1 + \widehat{b}_{I_{a'(2)},2} \leq b_1 + b_2$ is a sufficient condition to avoid the saturation of the buffer and thus to avoid P_1 to be delayed. After the cycle C_j we have a total of data sets between BO_1 and $B_{I_{a'(2)},2}$:

$$\widehat{bo}_1 + \widehat{b}_{I_{a'(2)},2} = (j+1)b_1 - (jq+i)b_2$$

using $b_1 = qb_2 + r$ we obtain:

$$jr \leq (i+1)b_2$$

and thus

$$\frac{jr}{b_2} - 1 \leq i = \left\lfloor \frac{jr}{b_2} \right\rfloor$$

that is always true by definition of the floor function. It means that P_1 will never be delayed and the period of both processors P_1 and P_2 is \mathcal{P}_1 .

- iv. As with the other studied cases, we can observe there is a periodic cycle on both processors of $CT_1 \times CT_2$. This allows to say the induction hypothesis is true for all j .

This concludes the case where $\mathcal{P}_2 \leq \mathcal{P}_1$ and $b_2 \leq b_1$.

Now we consider j processors on which some stages of a pipeline application is mapped using an interval mapping. We assume that the theorem is true for these j processors, i.e., the period is dictated by the period of the slowest of these processors. We have now to prove that the theorem is still true when we add a $j+1^{th}$ processor that processes some more stages.

Since the period of the j first processors is dictated by the slowest one, we can group these processors as one single processor whose period (the mean duration between two consecutive outputs) is the period of the slowest processor. This period is given by the inner-processor scheduling algorithm. Moreover, the size of the output buffer BO_j of this processor is bo_j , the size of the last buffer in this set of processors.

Using this observation, all the previously studied cases can be applied, where P_1 is the single processor replacing the j first processors, and P_2 is the $j+1^{th}$ processor. This concludes the proof. \square

3.3 Single processor scheduling with different buffer sizes

We complete the fixed buffer size study by considering buffers with different sizes. GREEDY-B chooses either a stage whose input buffer is full and we have enough space to fully empty it, or a stage whose output buffer is empty and we have enough data sets to compute in order to fully fill it. That way, we still maximize the amount of data sets processed after each setup: we are limited by

the lowest capacity buffer, which is either a fully emptied input buffer, or a fully filled output buffer. It may not return an optimal schedule in the general case, but we can prove its optimality in the case of *multiple buffers*, i.e., each buffer capacity is a multiple of the capacities of both its predecessor and its successor: for $1 \leq i \leq n$, $\min(b_i, b_{i+1}) \mid \max(b_i, b_{i+1})$.

Theorem 3. *The scheduling problem with multiple buffers on a single processor can be solved in polynomial time, using the GREEDY-B algorithm.*

Proof. We first amend Proposition 1 as $nbcomp_i \leq \min(b_i, b_{i+1})$ (for $1 \leq i \leq n$), and thus, according to this and Proposition 2, the lower bound of the period, as showed in Lemma 1, is $\mathcal{P}_{min} = \sum_{i=1}^n \left(\frac{w_i}{v} + \frac{st_i}{\min(b_i, b_{i+1})} \right)$.

With the GREEDY-BI algorithm, we setup on a stage if and only if Condition 1 or 2 is observed (see Algorithm ??):

- Condition 1 is reached if and only if $b_i \geq b_{i+1}$ and we can compute enough data sets to fill an empty b_{i+1} . Therefore, $b_i \geq b_{i+1}$ and $nbcomp_i = b_{i+1}$ in this case.
- Condition 2 is reached if and only if $b_i \leq b_{i+1}$ and we can compute enough data sets to empty a full b_i . Therefore, $b_i \leq b_{i+1}$ and $nbcomp_i = b_i$.

We always have: $Setup_{S_i} \iff \text{Condition 1 or Condition 2}$, which corresponds to $Setup_{S_i} \iff (b_i \geq b_{i+1} \text{ and } nbcomp_i = b_{i+1}) \text{ or } (b_i \leq b_{i+1} \text{ and } nbcomp_i = b_i)$. The logical outcome is that $Setup_{S_i} \iff nbcomp_i = \min(b_i, b_{i+1})$.

This means that using GREEDY-BI, the number of computations per setup for one stage is constant and is always $\min(b_i, b_{i+1})$. Since the value is constant, it is also the value of the average number of computations per setup: $\forall i, nbcomp_i = \min(b_i, b_{i+1})$.

According to Proposition 2, for any scheduling algorithm the period is $\mathcal{P} = \sum_{i=1}^n \left(\frac{w_i}{v} \right) + \sum_{i=1}^n \left(\frac{st_i}{nbcomp_i} \right)$, and therefore the period obtained with GREEDY-BI is $\sum_{i=1}^n \left(\frac{w_i}{v} \right) + \sum_{i=1}^n \left(\frac{st_i}{\min(b_i, b_{i+1})} \right)$, which corresponds exactly to \mathcal{P}_{min} , hence concluding the proof. \square

4 Variable buffer sizes

In this section, we tackle the problem of allocating the buffers for all stages on a single processor P from an available memory M . We focus on platforms with homogeneous data input sizes ($\delta_i = \delta$) and setup times ($st_i = st$). First we propose an allocation algorithm, ALL-B, which returns buffers of identical capacities, and we discuss its optimality in Section 4.1. In Section 4.2, we design polynomial time heuristics for the case when the algorithm is not optimal, and we evaluate them through simulations in Section 4.5. Finally, we briefly discuss in Section 4.6 the cases with δ_i or st_i .

4.1 Allocation algorithm

If n stages are mapped on one processor then it needs $n + 1$ buffers. Given the memory M and the size of the data δ , if we want all buffers to contain the same

number of data sets, then the maximum number of data sets that can fit in each buffer can be computed as:

$$b = \left\lfloor \frac{M}{(n+1)\delta} \right\rfloor.$$

The ALL-B algorithm allocates memory for each buffer according to this uniform distribution. The actual memory allocated for each buffer is $m_i = m = b\delta = \left\lfloor \frac{M}{n+1} \right\rfloor$. The memory used by this allocation is then $(n+1)\delta \times b \leq M$, and we call $\mathcal{R} = M - (n+1)\delta \times b$ the *remainder* of memory after the allocation, i.e., the unused part of the memory.

We prove that this allocation algorithm is optimal if the remainder is lower than δ .

Theorem 4. *The algorithm ALL-B is optimal on a single processor (i.e., the period is minimized with this allocation) when $\mathcal{R} = M - (n+1)\delta \times \left\lfloor \frac{M}{(n+1)\delta} \right\rfloor < \delta$.*

Proof. First note that since all data sets have the same size, the maximum number of data sets that can fit in memory is $\lfloor M/\delta \rfloor$, and the remainder of the memory cannot be used. Let $M' = (n+1)\delta \times \left\lfloor \frac{M}{(n+1)\delta} \right\rfloor$. We assume in this theorem that $M - M' < \delta$, i.e., even if $M' \leq M$, both memories can contain exactly the same number of data sets. Moreover, $b = \frac{M'}{(n+1)\delta}$ is an integer number of data sets. Therefore, we assume in the following that the memory is $M = M'$, so that we do not need to consider integer parts anymore.

Next, we need to express the period of a solution in which buffers may have different sizes, i.e., the i -th buffer can contain b_i data sets, for $1 \leq i \leq n+1$. We can reuse the result of Lemma 1, and the only difference comes from the fact that we need to amend Proposition 1 as $nbcomp_i \leq \min(b_i, b_{i+1})$ (for $1 \leq i \leq n$), since the input (resp. output) buffer of stage S_i can contain b_i (resp. b_{i+1}) data sets, and once a setup is done for a stage S_i , it is not possible to perform more computations than there are data sets or than there is room for result sets. Finally, since we consider that all setup times are identical, we have:

$$\mathcal{P}_{min}(b_1, \dots, b_{n+1}) = \sum_{i=1}^n \frac{w_i}{v} + \sum_{i=1}^n \frac{st}{\min(b_i, b_{i+1})}.$$

We want to prove by induction on n that the minimum of this function is reached for $b_1 = \dots = b_{n+1} = b = \frac{M}{(n+1)\delta}$, under the constraint that $\sum_{i=1}^{n+1} b_i \delta = M$. Note that we do not need in the following to assume that the b and b_i 's are integer, but the condition on \mathcal{R} ensures that the value of b is an integer when considering a pipeline of n stages.

- For $n = 1$, we have

$$\mathcal{P}_{min}(b_1, b_2) = \sum_{i=1}^1 \left(\frac{w_i}{v} + \frac{st}{\min(b_i, b_{i+1})} \right) = \frac{w_1}{v} + \frac{st}{\min(b_1, b_2)}.$$

Knowing that $b_1 + b_2 = M/\delta = 2b$, we can express b_1 and b_2 as $b_1 = b + \varepsilon$ and $b_2 = b - \varepsilon$. Thus:

$$\mathcal{P}_{min}(b_1, b_2) = \frac{w_1}{v} + \frac{st}{\min(b + \varepsilon, b - \varepsilon)},$$

and this function is clearly minimized when $\varepsilon = 0$, i.e., $b_1 = b_2 = b$.

• Let us assume now that the result holds true for $n - 1$, and let b_{n+1} be the size of the buffer that is added when considering n stages instead of $n - 1$. The memory available for the $n - 1$ first stages is therefore $M - b_{n+1}\delta$. Recall that values of b_i 's may not be integer at this point. The period can be expressed as follows, reusing the period for the $n - 1$ first stages \mathcal{P}_{n-1} :

$$\mathcal{P}_{\min}(b_1, \dots, b_{n+1}) = \mathcal{P}_{n-1} + \frac{w_n}{v} + \frac{st}{\min(b_n, b_{n+1})}.$$

By induction, the minimum value for \mathcal{P}_{n-1} is obtained when $b_1 = \dots = b_n = \frac{M - b_{n+1}\delta}{n\delta}$. We then have:

$$\begin{aligned} \mathcal{P}_{n-1} &= \sum_{i=1}^{n-1} \frac{w_i}{v} + n \times \frac{st}{M/n\delta - b_{n+1}/n} = \sum_{i=1}^{n-1} \frac{w_i}{v} + \frac{n^2 \times st}{M/\delta - b_{n+1}}; \\ \mathcal{P}_{\min}(b_1, \dots, b_{n+1}) &= \sum_{i=1}^n \frac{w_i}{v} + \frac{n^2 \times st}{M/\delta - b_{n+1}} + \frac{st}{\min(b_n, b_{n+1})}. \end{aligned}$$

Let us assume first that $b_{n+1} \leq b_n$. We then have $\min(b_n, b_{n+1}) = b_{n+1}$, and the goal is to minimize $f(x) = \frac{n^2}{M/\delta - x} + \frac{1}{x}$, where x corresponds to b_{n+1} . The first derivative of this function is $f'(x) = \frac{n^2}{(M/\delta - x)^2} - \frac{1}{x^2}$, and its only positive root is $x = \frac{M}{(n+1)\delta}$, which corresponds to a minimum of the function $f(x)$. For this value of b_{n+1} , we have $b_1 = \dots = b_n = \frac{M}{(n+1)\delta} = b_{n+1}$, and hence the hypothesis $b_{n+1} \leq b_n$ is verified, and the solution that minimizes the period is such that all b_i 's are equal.

However, if $b_{n+1} \geq b_n$, we need to minimize a function of b_n , and $\frac{n^2}{M/\delta - b_{n+1}} + \frac{st}{b_n} \geq \frac{n^2}{M/\delta - b_n} + \frac{st}{b_n}$. We obtain the same function $f(x)$ as above, and hence the lower bound on the period is minimized for $b_n = \frac{M}{(n+1)\delta}$. Moreover, the smaller b_{n+1} , the smaller the expression of the period, since the only term in b_{n+1} is $\frac{n^2}{M/\delta - b_{n+1}}$. Therefore, the period is minimized for $b_{n+1} = b_n$, hence obtaining the same solution as in the first case $b_{n+1} \leq b_n$.

Finally, we conclude by saying that for the pipeline with n stages, the value of b is an integer thanks to the condition on the memory, and the lower bound on the period is reached according to Theorem 1. \square

4.2 Memory remainder

If there is a remainder in the memory after the allocation of buffers ALL-B, it is under certain conditions possible to use this remainder to increase the size of some buffers. It may also be possible to have another allocation, not based on ALL-B, that would make better or full use of the memory. In both cases, the period achieved by some scheduling algorithm may be lower than the one we have.

Proposition 3. *Given an application with homogeneous setup times st and input sizes δ , the buffer allocation ALL-B may not give an optimal solution if $\mathcal{R} \geq \delta$.*

Proof. Let us consider a single processor, with a memory $M = 20$, and a speed $v = 1$. A total of $n = 6$ stages are mapped on this processor, and we have $\delta = w = st = 1$.

There are seven buffers, and therefore ALL-B returns buffers of size $b = 2$, and the remainder is $\mathcal{R} = 20 - 2 \times 7 = 6$. The optimal period using this distribution is obtained by scheduling the stages with the GREEDY-B algorithm (see Theorem 1), and therefore:

$$\mathcal{P} = \sum_{i=1}^6 \left(\frac{w_i}{v} \right) + \sum_{i=1}^6 \left(\frac{st}{b} \right) = 6 + \left(\frac{1}{2} + \frac{1}{2} + \frac{1}{2} + \frac{1}{2} + \frac{1}{2} + \frac{1}{2} \right) = 9.$$

However, let us consider the following allocation: $b_1 = b_2 = b_3 = b_4 = 2$ and $b_5 = b_6 = b_7 = 4$. This allocation uses all the memory, and it corresponds to the definition of *multiple buffers*. Therefore, the optimal period is obtained by scheduling the stages with the GREEDY-B algorithm, and:

$$\mathcal{P} = \sum_{i=1}^6 \left(\frac{w_i}{v} \right) + \sum_{i=1}^6 \left(\frac{st}{\min(b_i, b_{i+1})} \right) = 6 + \left(\frac{1}{2} + \frac{1}{2} + \frac{1}{2} + \frac{1}{2} + \frac{1}{4} + \frac{1}{4} \right) = 8.5.$$

This allocation leads to a smaller period than ALL-B, which concludes the proof. \square

4.3 Heuristics for ALL-B allocation with a remainder

We developed several heuristics to deal with the memory remainder created by ALL-B. Note that after allocating buffers with ALL-B, $\forall 1 \leq i \leq n+1, b_i = b$, and there is not enough memory left to have $\forall 1 \leq i \leq n+1, b_i = b+1$ (since $\mathcal{R} < (n+1)\delta$). In some cases however, it is still possible to use \mathcal{R} to increase the size of several (but not all) buffers. According to Proposition 3, the use of this remainder may lead to a decrease of the period. We restrict to the construction of *multiple buffers* as defined above, so that we are able to find optimally the period thanks to the GREEDY-B algorithm. Hence, if there is enough memory to increase the size of buffers by steps of b , and if there is at least $2b\delta$ memory left, then the size of two consecutive buffers can be doubled, resulting in halving the number of setups for the corresponding stage.

H1 (see Algorithm 1) – The first algorithm allocates batches of $2b\delta$ to increase the size of the two last buffers by b each, and continues to increase them as long as $2b\delta$ memory units are available. According to the expression of the period, increasing the size of these two consecutive buffers reduces the setup times for S_n , while keeping the same values everywhere else.

H2 (see Algorithm 2) – The second algorithm starts off by doubling the size of the two last buffers if there are $2b\delta$ memory units left, then will continue to increase the capacity of the adjacent buffers by b as long as $b\delta$ memory units are still available. Note that since $\mathcal{R} < (n+1)\delta$, the algorithm is guaranteed to end before having doubled the size of all buffers.

Data: M – the memory available
Output: m_i – the memory allocated for each buffer B_i , and \mathcal{R} – the remainder.

Apply ALL-B: current buffer sizes are $m_i = b\delta$, capacity is $b_i = b$, the remainder is $\mathcal{R} = M - (n + 1)b\delta$;

while $\mathcal{R} \geq 2b\delta$ **do**
 $m_{n+1} \leftarrow m_{n+1} + b\delta$; $b_{n+1} \leftarrow b_{n+1} + b$;
 $m_n \leftarrow m_n + b\delta$; $b_n \leftarrow b_n + b$;
 $\mathcal{R} \leftarrow \mathcal{R} - 2b\delta$;
end

Algorithm 1: Heuristic H1 for memory remainder reallocation.

Data: M – the memory available
Output: m_i – the memory allocated for each buffer B_i , and \mathcal{R} – the remainder.

Apply ALL-B: current buffer sizes are $m_i = b\delta$, capacity is $b_i = b$, the remainder is $\mathcal{R} = M - (n + 1)b\delta$;

if $\mathcal{R} \geq 2b\delta$ **then**
 $k \leftarrow n + 1$;
 while $\mathcal{R} \geq b\delta$ **do**
 $m_k \leftarrow m_k + b\delta$; $b_k \leftarrow b_k + b$;
 $\mathcal{R} \leftarrow \mathcal{R} - b\delta$;
 $k \leftarrow k - 1$;
 end
end

Algorithm 2: Heuristic H2 for memory remainder reallocation.

4.4 Performance of the heuristics

Given the available memory M ,

- $\mathcal{P}_b(M)$ is the period obtained if $\forall i \in [1, n + 1], b_i = b$;
- $\mathcal{P}_{algo}(M)$ is the period obtained by one of the heuristics (it may be specified as \mathcal{P}_{H1} , or \mathcal{P}_{H2});
- $\mathcal{P}_{opt}(M)$ is the optimal (minimal) period that can be achieved with memory M .

We compute the value of b obtained by ALL-B algorithm, and therefore $M = b(n + 1)\delta + \mathcal{R}$, with $\mathcal{R} < (n + 1)\delta$. It has already been proved (see Theorem 4) that if there is no remainder after ALL-B, $\mathcal{P}_b(M)$ is optimal. More formally:

$$M = b(n + 1)\delta \iff \mathcal{P}_b(M) = \mathcal{P}_{opt}(M).$$

We define $M^* = (b + 1)(n + 1)\delta = M + (n + 1)\delta - \mathcal{R}$. With a memory M^* , there is also no remainder and $\mathcal{P}_{b+1}(M^*) = \mathcal{P}_{opt}(M^*)$. We first prove that both $\mathcal{P}_{algo}(M)$ and $\mathcal{P}_{opt}(M)$ can be bounded by $\mathcal{P}_b(M)$ and $\mathcal{P}_{b+1}(M^*)$ respectively:

Lemma 2. *We have $\mathcal{P}_b(M) \geq \mathcal{P}_{algo}(M) \geq \mathcal{P}_{opt}(M) \geq \mathcal{P}_{b+1}(M^*)$.*

Proof. By definition, we have $\mathcal{P}_{algo}(M) \geq \mathcal{P}_{opt}(M)$. For the upper bound, both algorithms (H1 and H2) are potentially improving $\mathcal{P}_b(M)$ by exploiting the remainder, and the period cannot be increased by the allocation of the remainder of the memory.

For the lower bound, note that $\mathcal{P}_{b+1}(M^*)$ is the optimal period with memory $M^* > M$, and therefore $\mathcal{P}_{opt}(M)$ cannot be better, otherwise we would have a better solution with M^* that would not use all memory. \square

Theorem 5. *The three algorithms ALL-B, H1 and H2 are $\frac{b+1}{b}$ -approximation algorithms.*

Proof. Let $W = \sum_{i=1}^{n+1} (\frac{w_i}{v})$. We have $\mathcal{P}_b(M) = W + \frac{(n+1)st}{b}$, and $\mathcal{P}_{b+1}(M^*) = W + \frac{(n+1)st}{b+1}$. Therefore,

$$\frac{\mathcal{P}_b(M)}{\mathcal{P}_{b+1}(M^*)} = \frac{W + \frac{(n+1)st}{b}}{W + \frac{(n+1)st}{b+1}} \leq \frac{\frac{(n+1)st}{b}}{\frac{(n+1)st}{b+1}} = \frac{b+1}{b},$$

since $W > 0$ and $\frac{(n+1)st}{b+1} \leq \frac{(n+1)st}{b}$.

Finally, thanks to Lemma 2, we have:

$$\mathcal{P}_{algo}(M) \leq \mathcal{P}_b(M) \leq \frac{b+1}{b} \mathcal{P}_{b+1}(M^*) \leq \frac{b+1}{b} \mathcal{P}_{opt}(M),$$

which concludes the proof (recall that $\mathcal{P}_b(M)$ is the period obtained by algorithm ALL-B). Note that the worst approximation ratio is achieved for $b = 1$, and then we have 2-approximation algorithms. However, when b increases, the period achieved by the algorithms tend to the optimal solution. \square

4.5 Simulation results

We evaluate the quality of the heuristics for buffer allocation with some simulations. We vary both the pipeline size (i.e., the number of buffers to allocate), and the memory M of the processor. Both parameters have an impact on the value of b and the remainder, and hence on the efficiency of the heuristics.

Therefore, we conduct two simulations. In the first one, the available memory is fixed to $M = 150$ and the size n of the pipeline increases: $3 \leq n \leq 50$. Thus, if there are more stages, less memory is available for each buffer. In the second simulation, the size of the pipeline is fixed to $n = 5$, but the available memory M increases: $6 \leq M \leq 50$. Without loss of generality, we assume that $\delta = 1$, and therefore with $n = 5$ and $M = 6$, there is just enough memory to allocate buffers of capacity one to all stages. When M increases, the capacity b obtained by ALL-B increases.

We run the two heuristics and compute the period for each configuration (\mathcal{P}_{H1} and \mathcal{P}_{H2}), as well as the period \mathcal{P}_b obtained by $\mathcal{P}_b(M)$ (algorithm ALL-B without using the remainder), and the lower bound on the period \mathcal{P}_{b+1} achieved by $\mathcal{P}_{b+1}(M^*)$ (algorithm ALL-B with capacities $b + 1$, assuming that we have enough memory). As we can observe in Figures 3 and 4, both \mathcal{P}_{H1} and \mathcal{P}_{H2} are included in $[\mathcal{P}_b, \dots, \mathcal{P}_{b+1}]$. We can also observe that \mathcal{P}_{H2} is always at least equal to \mathcal{P}_{H1} , and often better (lower period).

In Figure 3, \mathcal{P}_{H1} tends to always be very close to \mathcal{P}_b , while \mathcal{P}_{H2} only gets close when the remainder is small. This is due to the more restrictive nature

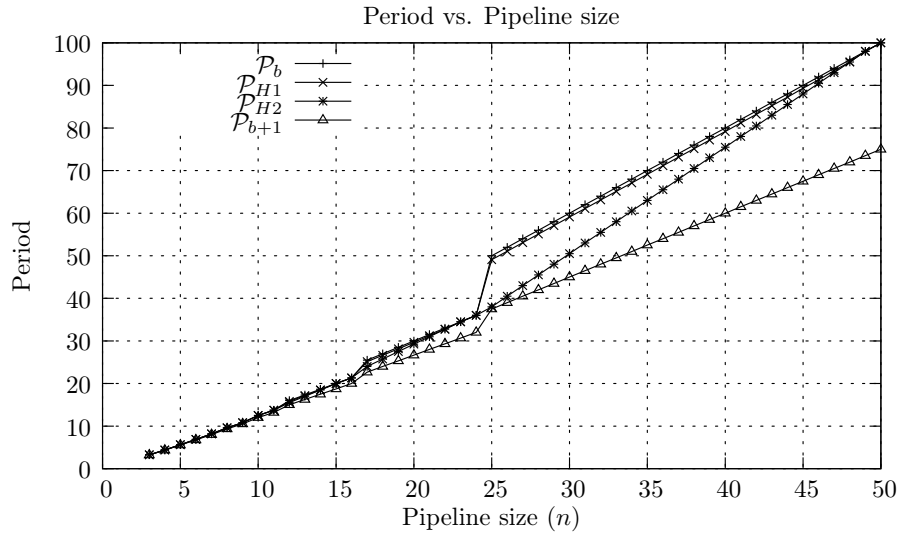


Figure 3: Simulation 1: $3 \leq n \leq 50$.

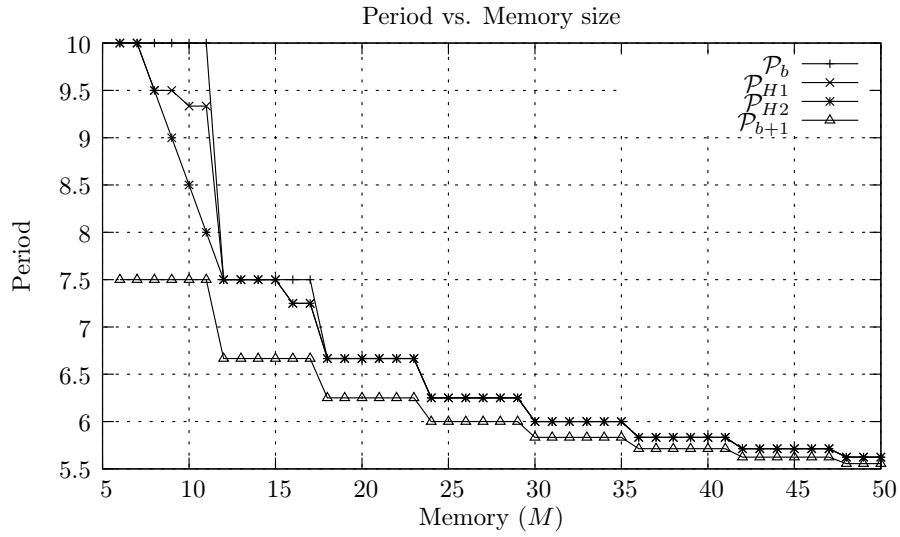


Figure 4: Simulation 2: $6 \leq M \leq 50$.

of H1, and the way it uses the remainder. At each iteration of H1, it needs exactly $2b\delta$ supplementary memory, while only $b\delta$ are required for H2. Also, note that after doubling the size of the two last buffers, for every new $2b\delta$ available, H2 is doubling the size of two more buffers, thus halving the value of two more $\frac{1}{b}$ terms in the setup times part of the period. H1 keeps on halving the same last fraction, which has less impact on the overall value of the period.

In Figure 4, while \mathcal{P}_{H2} is still better than \mathcal{P}_{H1} , we can see that both have the same value as soon as $M \geq 18$, which corresponds to $b \geq 3$ for ALL-B. In fact, for any value of n , there is a breaking point in the values of M for which both heuristics do not improve ALL-B anymore, which corresponds to $2b \geq n + 1$. Since the value of the remainder is always lower than $(n + 1)\delta$ by definition, and the required remainder for the heuristics to have an effect is $2b\delta$, whenever the value of M is high enough so that $2b \geq n + 1$, both heuristics return the same result as ALL-B. Note however that the worst case is $b = 1$, since that the approximation ratio is then $b + 1/b = 2$, while the ratio tends to one when b increases. Therefore, the heuristics do not improve the solution when there is a lot of memory, but ALL-B becomes very close to the optimal solution, as can be seen in the figure.

4.6 With heterogeneous data input sizes or setup times (st_i, δ_i)

The case of heterogeneous setup times (st_i) is kept for future work, since it turns out to be much more complex. Indeed, allocating buffers while taking setup times into account requires to prioritize higher setup times by allocating larger buffer capacities. However, this requires both the input and output buffers of the corresponding stage to be larger, and it will inevitably lead to side effects on surrounding stages.

For heterogeneous data input sizes (δ_i) , we can use a variant of the ALL-B algorithm to allocate buffers of identical capacities, in terms of data sets: $b_i = \left\lfloor \frac{M}{\sum_{k=1}^{n+1} \delta_k} \right\rfloor = b$.

In this case, the memory used is $\sum_{i=1}^{n+1} b \times \delta_i \leq M$, and the remainder is $\mathcal{R} = M - \sum_{i=1}^{n+1} b \times \delta_i$. However, even if there is no remainder, the allocation may not be optimal:

Proposition 4. *Given an application with homogeneous setup times st and heterogeneous input sizes δ_i , the buffer allocation ALL-B may not give an optimal solution, even if the remainder $\mathcal{R} = 0$.*

Proof. Let us consider a single processor, with a memory $M = 301$, speed $v = 1$. There are $n = 4$ stages with $w = st = 1$. The different input sizes are: $\delta_1 = 20, \delta_2 = 20, \delta_3 = 1, \delta_4 = 1, \delta_5 = 1$ (δ_5 is the output size of S_4).

ALL-B returns buffers of size $b = 7$, and the remainder is $\mathcal{R} = 301 - (20 \times 7 + 20 \times 7 + 1 \times 7 + 1 \times 7 + 1 \times 7) = 0$. The optimal period using this distribution is obtained by scheduling the stages with the GREEDY-B algorithm (see Theorem 1), and therefore:

$$\mathcal{P} = \sum_{i=1}^4 \left(\frac{w_i}{v} \right) + \sum_{i=1}^4 \left(\frac{st}{b} \right) = 4 + \left(\frac{1}{7} + \frac{1}{7} + \frac{1}{7} + \frac{1}{7} \right) = 4.571.$$

However, let us consider the following allocation: $b_1 = b_2 = 6$ and $b_3 = b_4 = b_5 = 18$. This allocation uses less memory, yet has way higher capacity buffers for b_3 to b_5 , with the only trade-off being the reduction of the capacity of b_1 and b_2 by one. This allocation corresponds to the definition of multiple buffers. Therefore, the optimal period is obtained by scheduling the stages with the GREEDY-BI algorithm, and:

$$\mathcal{P} = \sum_{i=1}^4 \left(\frac{w_i}{v} \right) + \sum_{i=1}^4 \left(\frac{st}{\min(b_i, b_{i+1})} \right) = 4 + \left(\frac{1}{6} + \frac{1}{6} + \frac{1}{18} + \frac{1}{18} \right) = 4.444.$$

This allocation leads to a smaller period than ALL-B, which concludes the proof. \square

5 Conclusion

In this paper, we present solutions to the problem of optimizing setup times and buffer use for pipeline workflow applications. For the problem of fixed buffer sizes, of identical size within a same processor, we provide an optimal greedy algorithm for a single processor, and a dynamic programming algorithm for multiple processors. In the latter case, the application period is equal to the period of the slowest processor. In the case of variable buffer sizes, we tackle the problem of distributing the available processor memory into buffers such that the period is minimized. When the memory allocation results in no remainder (the whole memory is used), the algorithm turns out to be optimal, and we propose some approximation algorithms for the other cases.

In future work, we plan to consider sequence-dependent setup times ($st_{i,j}$), a problem that is already known to be NP-complete. We envisage the design of competitive heuristics, whose performance will be assessed through simulation. Furthermore, for the st_i case, we plan to investigate the memory allocation problem on a single processor. On the long term, we will consider the case of heterogeneous buffer capacities b_i . This case is particularly interesting, as the buffer allocation heuristics lead to heterogeneous buffer sizes, which have not yet been proved optimal with our scheduling solutions for multiple processors.

References

- [1] A. Allahverdi and H. Soroush. The significance of reducing setup times/setup costs. *European Journal of Operational Research*, 187(3):978–984, 2008. ISSN 0377-2217. doi: 10.1016/j.ejor.2006.09.010.
- [2] A. Allahverdi, C. Ng, T. Cheng, and M. Kovalyov. A survey of scheduling problems with setup times or costs. *European J. of Op. Research*, 187(3):985–1032, 2008.
- [3] A. Benoit and Y. Robert. Mapping pipeline skeletons onto heterogeneous platforms. *J. Parallel and Distributed Computing*, 68(6):790–808, 2008.
- [4] P. Bhat, C. Raghavendra, and V. Prasanna. Efficient collective communication in distributed heterogeneous systems. In *19th ICDCS'99*, pages 15–24, 1999.

- [5] P. Bhat, C. Raghavendra, and V. Prasanna. Efficient collective communication in distributed heterogeneous systems. *JPDC*, 63:251–263, 2003.
- [6] A. Bryan and Norman. Scheduling flowshops with finite buffers and sequence-dependent setup times. *Comp. & Indus. Engineering*, 36(1):163–177, 1999. ISSN 0360-8352. doi: 10.1016/S0360-8352(99)00007-8.
- [7] D. Gendreau, M. Gauthier, D. Hériban, and P. Lutz. Modular architecture of the microfactories for automatic micro-assembly. *Journal of Robotics and Computer Integrated Manufacturing*, 26(4):354–360, 2010.
- [8] L. Li and F. Qiao. Aco-based scheduling for a single batch processing machine in semiconductor manufacturing. In *IEEE Int. CASE’08*, pages 85–90, 2008.
- [9] L. Li, F. Qiao, and Q. Wu. Aco-based scheduling of parallel batch processing machines to minimize the total weighted tardiness. In *Int. CASE’09*, pages 280–285, 2009.
- [10] P. B. Luh, L. Gou, Y. Zhang, T. Nagahora, M. Tsuji, K. Yoneda, T. Hasegawa, Y. Kyoya, and T. Kano. Job shop scheduling with group-dependent setups, finite buffers, and long time horizon. *Annals of Operations Research*, 76:233–259, 1998. ISSN 0254-5330.
- [11] B. Srikar and S. Ghosh. A milp model for the n-job, m-stage flowshop with sequence dependent set-up times. *Int. J. of Production Research*, 24(6):1459–1474, 1986.
- [12] J. Subhlok and G. Vondran. Optimal mapping of sequences of data parallel tasks. In *ACM SIGPLAN Notices*, volume 30(8), pages 134–143, 1995.
- [13] J. Subhlok and G. Vondran. Optimal latency-throughput tradeoffs for data parallel pipelines. In *Proceedings of the eighth annual ACM symposium on Parallel algorithms and architectures*, page 71. ACM, 1996.
- [14] M. Zhang and K. Goldberg. Calibration of wafer handling robots: A fixturing approach. In *IEEE Int. CASE’07*, pages 255–260, 2007.



**RESEARCH CENTRE
GRENOBLE – RHÔNE-ALPES**

Inovallée
655 avenue de l'Europe Montbonnot
38334 Saint Ismier Cedex

Publisher
Inria
Domaine de Voluceau - Rocquencourt
BP 105 - 78153 Le Chesnay Cedex
inria.fr

ISSN 0249-6399