

International Journal of High Performance Computing Applications

<http://hpc.sagepub.com>

Mixed Precision Iterative Refinement Techniques for the Solution of Dense Linear Systems

Alfredo Buttari, Jack Dongarra, Julie Langou, Julien Langou, Piotr Luszczek and Jakub Kurzak


International Journal of High Performance Computing Applications 2007; 21; 457

DOI: 10.1177/1094342007084026

The online version of this article can be found at:

<http://hpc.sagepub.com/cgi/content/abstract/21/4/457>

Published by:

 SAGE Publications

<http://www.sagepublications.com>

Additional services and information for *International Journal of High Performance Computing Applications* can be found at:

Email Alerts: <http://hpc.sagepub.com/cgi/alerts>

Subscriptions: <http://hpc.sagepub.com/subscriptions>

Reprints: <http://www.sagepub.com/journalsReprints.nav>

Permissions: <http://www.sagepub.com/journalsPermissions.nav>

MIXED PRECISION ITERATIVE REFINEMENT TECHNIQUES FOR THE SOLUTION OF DENSE LINEAR SYSTEMS

Alfredo Buttari¹
Jack Dongarra^{1,2}
Julie Langou¹
Julien Langou³
Piotr Luszczek¹
Jakub Kurzak¹

Abstract

By using a combination of 32-bit and 64-bit floating point arithmetic, the performance of many dense and sparse linear algebra algorithms can be significantly enhanced while maintaining the 64-bit accuracy of the resulting solution. The approach presented here can apply not only to conventional processors but also to exotic technologies such as Field Programmable Gate Arrays (FPGA), Graphical Processing Units (GPU), and the Cell BE processor. Results on modern processor architectures and the Cell BE are presented.

Key words: mixed-precision, iterative, refinement, LU, Cholesky factorization

1 Introduction

In numerical computing, there is a fundamental performance advantage in using the single precision, floating point data format over the double precision one. Because of the more compact representation, twice the number of single precision data elements can be stored at each level of the memory hierarchy including the register file, the set of caches, and the main memory. By the same token, handling single precision values consumes less bandwidth between different memory levels and decreases the number of cache and TLB misses. However, the data movement aspect affects mostly memory-intensive, bandwidth-bound applications, and historically has not drawn much attention to mixed precision algorithms.

In the past, the situation looked different for computationally intensive workloads, where the load was on the floating point processing units rather than the memory subsystem, and so the single precision data motion advantages were for the most part irrelevant. With the focus on double precision in scientific computing, double precision execution units were fully pipelined and capable of completing at least one operation per clock cycle. In fact, in many high performance processor designs single precision units were eliminated in favor of emulating single precision operations using double precision circuitry. At the same time, a high degree of instruction level parallelism was being achieved by introducing more functional units and relatively complex speculation mechanisms, which did not necessarily guarantee full utilization of the hardware resources.

That situation began to change with the widespread adoption of short vector, Single Instruction Multiple Data (SIMD) processor extensions, which started appearing in the mid-1990s. An example of such extensions are the Intel MultiMedia eXtensions (MMX) that were mostly meant to improve processor performance in Digital Signal Processing (DSP) applications, graphics and computer games. Short vector, SIMD instructions are a relatively cheap way of exploiting data level parallelism by applying the same operation to a vector of elements simultaneously. It eliminates the hardware design complexity associated with the bookkeeping involved in speculative execution. It also gives better guarantees for practically

¹DEPARTMENT OF ELECTRICAL ENGINEERING AND COMPUTER SCIENCE, UNIVERSITY OF TENNESSEE, KNOXVILLE, TENNESSEE, (DONGARRA@EECS.UTK.EDU)

²OAK RIDGE NATIONAL LABORATORY, OAK RIDGE, TENNESSEE

³DEPARTMENT OF MATHEMATICAL SCIENCES, UNIVERSITY OF COLORADO AT DENVER AND HEALTH SCIENCES CENTER, DENVER, COLORADO

Table 1
Floating point performance characteristics of individual cores of modern, multi-core processor architectures. DGESV and SGESV are the LAPACK subroutines for dense system solution in double precision and single precision respectively.

Architecture	Clock [GHz]	DP peak [Gflop/s]	SP peak [Gflop/s]	time (DGESV) / time (SGESV)
AMD Opteron 246	2.0	4	8	1.96
IBM PowerPC 970	2.5	10	20	1.87
Intel Xeon 5100	3.0	12	24	1.84
STI Cell BE	3.2	1.8	25.6	11.37

achievable performance than does runtime speculation, provided that enough data parallelism exists in the computation. Most importantly, short vector, SIMD processing provides the opportunity to benefit from replacing the double precision arithmetic with the single precision one. Since the goal is to process the entire vector in a single operation, the computational throughput doubles while the data storage space halves.

Most processor architectures available today have been augmented, at some point, in their design evolution with short vector, SIMD extensions. Examples include Streaming SIMD Extensions (SSE) for the AMD and the Intel line of processors; PowerPC's Velocity Engine, AltiVec, and VMX; SPARC's Visual Instruction Set (VIS); Alpha's Motion Video Instructions (MVI); PA-RISC's Multimedia Acceleration eXtensions (MAX); MIPS-3D Application Specific Extensions (ASP) and Digital Media Extensions (MDMX) and ARM's NEON feature. The different architectures exhibit large differences in their capabilities. The vector size is either 64 bits or, more commonly, 128 bits. The register file size ranges from just a few to as many as 256 registers. Some extensions only support integer types while others operate on single precision, floating point numbers, and yet others process double precision values.

Today, the Synergistic Processing Element (SPE) of the CELL processor can probably be considered the state of the art in short vector, SIMD processing. Possessing 128-byte long registers and a fully pipelined fused, multiply-add instruction, it is capable of completing as many as eight single precision, floating point operations each clock cycle. When combined with the size of the register file of 128 registers, it is capable of delivering close to peak performance on many common computationally intensive workloads.

Table 1 shows the difference in peak performance between single precision (SP) and double precision (DP) of four modern processor architectures; also, the last column reports the ratio between the time needed to solve a dense linear system in double and single precision by means of the LAPACK DGESV and SGESV respectively. Following the recent trend in chip design, all of the pre-

sented processors are multi-core architectures. However, to avoid introducing the complexity of thread-level parallelization to the discussion, we will mainly look at the performance of individual cores throughout the paper. The goal here is to focus on instruction-level parallelism exploited by short vector SIMDization.

Although short vector, SIMD processors have been around for over a decade, the concept of using those extensions to utilize the advantages of single precision performance in scientific computing did not come to fruition until recently, due to the fact that most scientific computing problems require double precision accuracy. It turns out, however, that for many problems in numerical computing, it is possible to exploit the speed of single precision operations and resort to double precision calculations at few stages of the algorithm to achieve full double precision accuracy of the result. The techniques described here are fairly general and can be applied to a wide range of problems in linear algebra, such as solving linear systems of equations, least square problems, singular value and eigenvalue problems. Here we are going to focus on solving dense linear systems of equations, both non-symmetric and symmetric positive definite, using direct methods. An analogous approach for the solution of sparse systems, both with direct and Krylov iterative methods, is presented in (Buttari et al. n.d.).

2 Direct Methods for Solving Dense Systems

2.1 Algorithm

Iterative refinement is a well-known method for improving the solution of a linear system of equations of the form $Ax = b$ (Stewart 1973). The standard approach to the solution of dense linear systems is to use the LU factorization by means of Gaussian elimination. First, the coefficient matrix A is factorized into the product of a lower triangular matrix L and an upper triangular matrix U using LU decomposition. Commonly, partial row piv-

```

1:  $x_0 \leftarrow A^{-1}b$ 
2:  $k = 1$ 
3: repeat
4:    $r_k \leftarrow b - Ax_{k-1}$ 
5:    $z_k \leftarrow A^{-1}r_k$ 
6:    $x_k \leftarrow x_{k-1} + z_k$ 
7:    $k \leftarrow k + 1$ 
8: until convergence

```

Algorithm 1: The iterative refinement method for the solution of linear systems.

oting is used to improve numerical stability resulting in the factorization $PA = LU$, where P is the row permutation matrix. The solution for the system is obtained by first solving $Ly = Pb$ (forward substitution) and then solving $Ux = y$ (back substitution). Due to the round-off error, the computed solution x carries a numerical error magnified by the condition number of the coefficient matrix A . In order to improve the computed solution, an iterative refinement process is applied, which produces a correction to the computed solution at each iteration, which then yields the basic iterative refinement algorithm (Algorithm 1). As Demmel (1997) points out, the non-linearity of the round-off error makes the iterative refinement process equivalent to the Newton's method applied to the function $f(x) = b - Ax$. Provided that the system is not too ill-conditioned, the algorithm produces a solution correct to the working precision. Iterative refinement is a fairly well understood concept and was analyzed by Wilkinson (1963), Moler (1967) and Stewart (1973).

The algorithm can be modified to use a mixed precision approach. The factorization $PA = LU$ and the solution of the triangular systems $Ly = Pb$ and $Ux = y$ are computed using single precision arithmetic. The residual calculation and the update of the solution are computed using double precision arithmetic and the original double precision coefficients. The most computationally expensive operations, including the factorization of the coefficient matrix A and the forward and backward substitution, are performed using single precision arithmetic and take advantage of its higher speed. The only operations that must be executed in double precision are the residual calculation and the update of the solution. It can be observed, that all operations of $O(n^3)$ computational complexity are handled in single precision, and all operations performed in double precision are of at most $O(n^2)$ complexity. The coefficient matrix A is converted to single precision for the LU factorization and the resulting factors are also stored in single precision. At the same time, the original matrix in double precision must be preserved for the residual calculation. The mixed precision, iterative refine-

```

 $A_{(32)}, b_{(32)} \leftarrow A, b$ 
 $L_{(32)}, U_{(32)}, P_{(32)} \leftarrow \text{SGETRF}(A_{(32)})$ 
 $x_{(32)}^{(1)} \leftarrow \text{SGETRS}(L_{(32)}, U_{(32)}, P_{(32)}, b_{(32)})$ 
 $x^{(1)} \leftarrow x_{(32)}^{(1)}$ 
 $i \leftarrow 0$ 
repeat
   $i \leftarrow i + 1$ 
   $r^{(i)} \leftarrow b - Ax^{(i)}$ 
   $r_{(32)}^{(i)} \leftarrow r^{(i)}$ 
   $z_{(32)}^{(i)} \leftarrow \text{SGETRS}(L_{(32)}, U_{(32)}, P_{(32)}, r_{(32)}^{(i)})$ 
   $z^{(i)} \leftarrow z_{(32)}^{(i)}$ 
   $x^{(i+1)} \leftarrow x^{(i)} + z^{(i)}$ 
until  $x^{(i)}$  is accurate enough

```

Algorithm 2: Solution of a linear system of equations using mixed precision, iterative refinement. (SGETRF and SGETRS are names of LAPACK routines).

ment algorithm is outlined in Algorithm 2; the (32) subscript means that the data is stored in 32-bit format (i.e. single precision) and the absence of any subscript means that the data is stored in 64-bit format (i.e. double precision). Implementation of the algorithm is provided in the LAPACK package by the routine DSGESV.

Higham (1996) gives error bounds for the single and double precision, iterative refinement algorithm when the entire algorithm is implemented with the same precision (single or double, respectively). He also gives error bounds in single precision arithmetic, with refinement performed in double precision arithmetic (Higham 1996). The error analysis in double precision, for our mixed precision algorithm (Algorithm 2), is given in Appendix A.

The same technique can be applied to the case of symmetric, positive definite problems. Here, Cholesky factorization (LAPACK's SPOTRF routine) can be used in place of LU factorization (SGETRF), and a symmetric back solve routine (SPOTRS) can be used in place of the routine for the general (non-symmetric) case (SGETRS). Also, the matrix-vector product Ax can be implemented by the BLAS' DSYMV routine, or DSYMM for multiple right hand sides, instead of the DGEMV and DGEMM routines for the non-symmetric case. The mixed precision algorithm for the symmetric, positive definite case is presented by Algorithm 3. Implementation of the algorithm is provided in the LAPACK package by the routine DSPOSV.

2.2 Experimental Results and Discussion

To collect performance results for the Xeon, Opteron and PowerPC architectures, the LAPACK iterative refine-

Table 2
Hardware and software details of the systems used for performance experiments

Architecture	Clock [GHz]	Memory [MB]	BLAS	Compiler
AMD Opteron 246	2.0	2048	Goto-1.13	Intel-9.1
IBM PowerPC 970	2.5	2048	Goto-1.13	IBM-8.1
Intel Xeon 5100	3.0	4096	Goto-1.13	Intel-9.1
STI Cell BE	3.2	512	–	Cell SDK-1.1

```

 $A_{(32)}, b_{(32)} \leftarrow A, b$ 
 $L_{(32)}, L_{(32)}^T \leftarrow \text{SPOTRF}(A_{(32)})$ 
 $x_{(32)}^{(1)} \leftarrow \text{SPOTRS}(L_{(32)}, L_{(32)}^T, b_{(32)})$ 
 $x^{(1)} \leftarrow x_{(32)}^{(1)}$ 
 $i \leftarrow 0$ 
repeat
   $i \leftarrow i + 1$ 
   $r^{(i)} \leftarrow b - Ax^{(i)}$ 
   $r_{(32)}^{(i)} \leftarrow r^{(i)}$ 
   $z_{(32)}^{(i)} \leftarrow \text{SPOTRS}(L_{(32)}, L_{(32)}^T, r_{(32)}^{(i)})$ 
   $z^{(i)} \leftarrow z_{(32)}^{(i)}$ 
   $x^{(i+1)} \leftarrow x^{(i)} + z^{(i)}$ 
until  $x^{(i)}$  is accurate enough

```

Algorithm 3: Solution of a symmetric positive definite system of linear equations using mixed precision, iterative refinement. (SPOTRF and SPOTRS are names of LAPACK routines).

ment routines DSGESV and DSPOSV were used, for the non-symmetric and symmetric cases, respectively. The routines implement classic, blocked versions of the matrix factorizations and rely on the layer of Basic Linear Algebra Subroutines (BLAS) for architecture specific optimizations to deliver performance close to the peak. As mentioned before, in order to simplify the discussion and leave out the aspect of parallelization, we have decided to look at the performance of individual cores on the multi-core architectures.

Figures 1–8 show the performance of the single-core serial implementations of Algorithm 2 and Algorithm 3 on the architectures in Table 2.

These figures show that the mixed precision, iterative refinement method can run very close to the speed of the full single precision solver while delivering the same accuracy as the full double precision one. On the AMD Opteron, Intel Woodcrest and IBM PowerPC architectures (see Figures 1– 6), the mixed precision, iterative

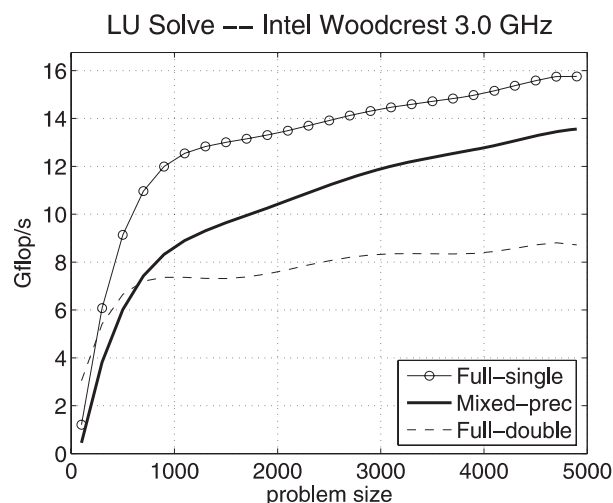


Fig. 1 Performance of mixed precision, iterative refinement for unsymmetric problems on Intel Woodcrest.

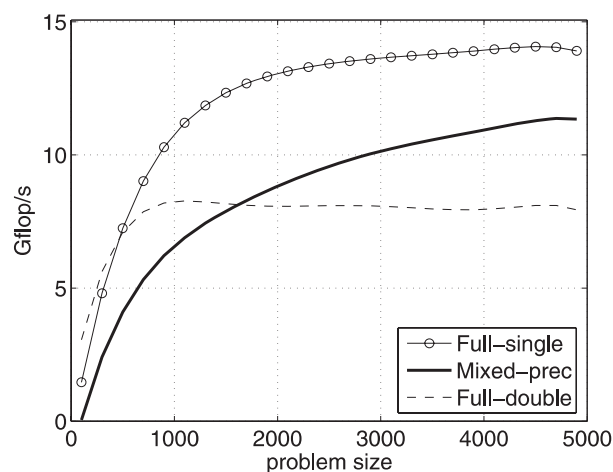


Fig. 2 Performance of mixed precision, iterative refinement for symmetric, positive definite problems on Intel Woodcrest.

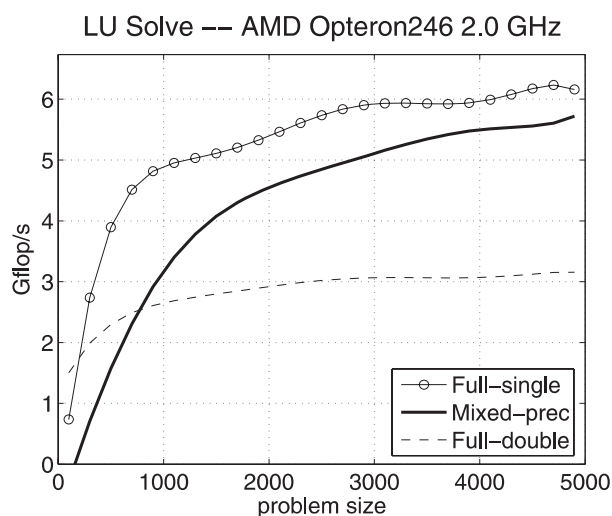


Fig. 3 Performance of mixed precision, iterative refinement for unsymmetric problems on AMD Opteron246.

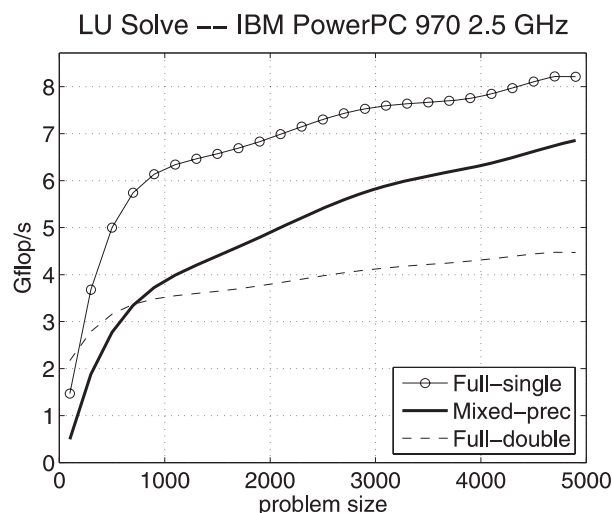


Fig. 5 Performance of mixed precision, iterative refinement for unsymmetric problems on IBM PowerPC 970.

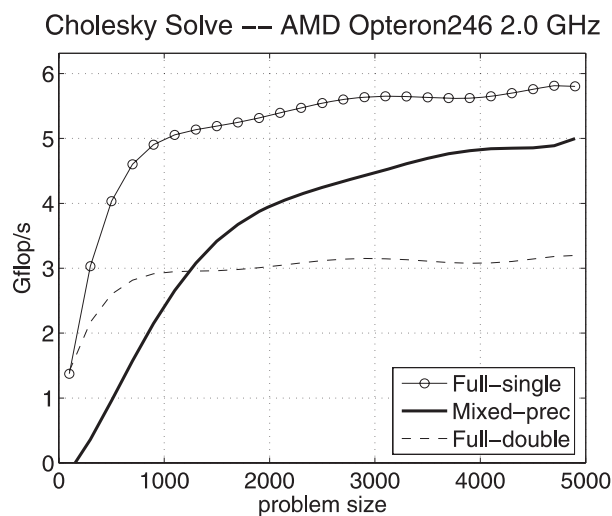


Fig. 4 Performance of mixed precision, iterative refinement for symmetric, positive definite problems on AMD Opteron246.

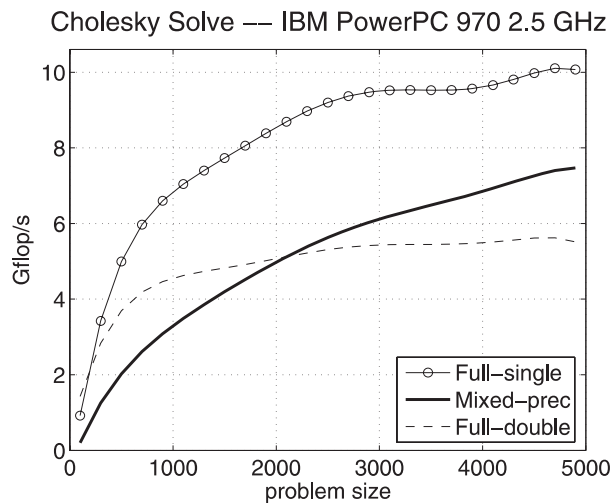


Fig. 6 Performance of mixed precision, iterative refinement for symmetric, positive definite problems on IBM PowerPC 970.

solver can provide a speedup of up to 1.8 for the unsymmetric solver and 1.5 for the symmetric one, if the problem size is big enough. For small problem sizes, in fact, the cost of even a few iterative refinement iterations is high compared to the cost of the factorization and thus, the mixed precision, iterative solver is less efficient than the full double precision one.

For the Cell processor (see Figures 7 and 8), parallel implementations of Algorithms 2 and 3 have been produced in order to exploit the full computational power of the processor. Due to the large difference between the single precision and double precision floating point units (see Table 1), the mixed precision solver performs up to 7× and 11× faster than the double preci-

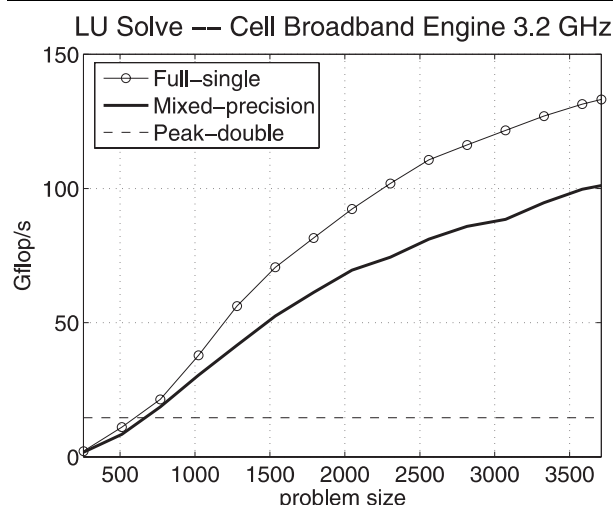


Fig. 7 Performance of mixed precision, iterative refinement for unsymmetric problems on CELL Broadband Engine.

sion peak in the unsymmetric and symmetric, positive definite cases respectively. Implementation details for this case can be found in Kurzak and Dongarra (n.d.a, n.d.b).

3 Conclusions

The algorithms presented focus solely on two precisions: single and double. We see them, however, in a broader context of higher and lower precision where, for example, a GPU performs computationally intensive operations in its native 16-bit arithmetic, and consequently the solution is refined using 128-bit arithmetic emulated in software (if necessary). As mentioned before, the limiting factor is conditioning of the system matrix. In fact, an estimate (up to the order of magnitude) of the condition number (often available from previous runs or the physical problem properties) may become an input parameter to an adaptive algorithm that attempts to utilize the fastest hardware available, if its limited precision can guarantee convergence. Also, the methods for sparse eigenvalue problems that result in Lanczos and Arnoldi algorithms are amenable to our techniques, and we would like to study their theoretical and practical challenges.

It should be noted that this process can be applied whenever a Newton or “Newton-like” method is used. That is whenever we are computing a correction to the solution as in $x_{i+1} = x_i - f(x_i)/f'(x_i)$ or $(x_{i+1} - x_i) = -f(x_i)/f'(x_i)$ this approach can be used. We see solving optimization problems as a natural fit.

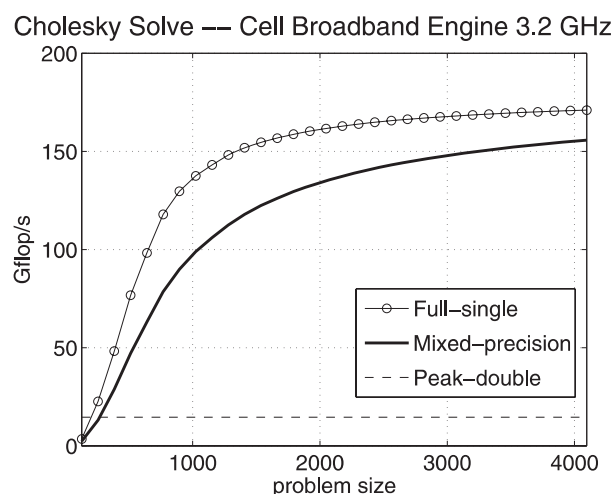


Fig. 8 Performance of mixed precision, iterative refinement for symmetric, positive definite problems on CELL Broadband Engine.

Author Biographies

Alfredo Buttari is a research associate in the Innovative Computing Laboratory at the University of Tennessee, Knoxville. He obtained a master's degree and a Ph.D. in computer science from the University of Rome “Tor Vergata”. His research interests are in numerical linear algebra and high performance computing on parallel and distributed systems.

Jack Dongarra holds an appointment as University Distinguished Professor of Computer Science in the Electrical Engineering and Computer Science Department at the University of Tennessee and holds the title of Distinguished Research Staff in the Computer Science and Mathematics Division at Oak Ridge National Laboratory (ORNL), and an Adjunct Professor in the Computer Science Department at Rice University. He specializes in numerical algorithms in linear algebra, parallel computing, use of advanced-computer architectures, programming methodology, and tools for parallel computers. His research includes the development, testing and documentation of high quality mathematical software. He has contributed to the design and implementation of the following open source software packages and systems: EISPACK, LINPACK, the BLAS, LAPACK, ScaLAPACK, Netlib, PVM, MPI, NetSolve, Top500, ATLAS, and PAPI. He has published approximately 200 articles, papers, reports and technical memoranda and he is coauthor of several books. He is a Fellow of the AAAS, ACM, and the IEEE.

and a member of the National Academy of Engineering.

Julie Langou, who received an M.S. degree in computer science from Supaero, the National Higher School of Air and Space Engineering, Toulouse, France, and a Bachelor Degree in applied mathematics from the Paul Sabatier University, Toulouse, France is a research assistant at the University of Tennessee in the Computer Science Department. Her research interest lies in numerical linear algebra and scientific computing.

Julien Langou, who received an M.S. degree in thermodynamics and propulsion systems from Supaero, the National Higher School of Air and Space Engineering, Toulouse, France and a Ph.D. degree in applied mathematics from the University of Toulouse, France, is an assistant professor at the University of Colorado at Denver and Health Sciences Center in the Department of Mathematics. His research interest lies in numerical linear algebra and scientific computing.

Piotr Luszczek received his M.Sc. degree from the University of Mining and Metallurgy in Krakow, Poland for work on parallel out-of-core libraries. He earned his doctorate degree for the innovative use of dense matrix computational kernels in sparse direct and iterative numerical linear algebra algorithms. He applied this experience to develop fault-tolerant libraries that used out-of-core techniques. When he held a research professor position at the University of Tennessee, Knoxville his work involved standardization of benchmarking of large supercomputer installations. He is an author of self-adapting software libraries that automatically choose the best algorithm to efficiently utilize available hardware and can optimally process the input data. He was also involved in high performance programming language design and implementation. Currently, he works at the MathWorks on parallel MATLAB language and environment: its design, implementation, and benchmarking.

Jakub Kurzak received an M.Sc. degree in electrical and computer engineering from Wroclaw University of Technology, Poland, and a Ph.D. degree in computer science from the University of Houston. He is a research associate in the Innovative Computing Laboratory in the Computer Science Department at the University of Tennessee, Knoxville. His research interests include parallel algorithms, specifically in the area of numerical linear algebra, and also parallel programming models and performance optimization for parallel architectures spanning distributed and shared memory systems, as well as next generation multi-core and many-core processors.

A. Algorithm and Floating-Point Arithmetic Relations

For the following analysis the iterative refinement algorithm

```

1: Initialize  $x_1$ 
   for  $k = 1, 2, \dots$  do:
2:    $r_k = b - Ax_k$  ( $\epsilon_d$ )
3:   solve  $Ad_k = r_k$  ( $\epsilon_s$ )
4:   solve  $x_{k+1} = x_k + d_k$  ( $\epsilon_d$ )
   end for

```

performed in floating-point arithmetic is assumed, where the residual r_k (step 2) and the new approximate solution x_{k+1} (step 4) are computed using double precision (ϵ_d) arithmetic, and the correction vector d_k (step 3) is computed using single precision (ϵ_s) arithmetic.

Step 3 is performed using a backward stable algorithm (for example Gaussian elimination with partial pivoting, the GMRES method).

Backward stability implies that there exists H_k such that

$$(A + H_k)d_k = r_k \quad \text{where} \quad \|H_k\| \leq \phi(n)\epsilon_s\|A\|, \quad (1)$$

where $\phi(n)$ is a reasonably small function of n . In other words, equation (1) states that the computed solution d_k is an exact solution for an approximated problem.

Steps 2 and 4 are performed in double precision arithmetic and, thus, the classical error bounds hold:

$$r_k = fl(b - Ax) \equiv b - Ax_k + e_k \quad \text{where}$$

$$\|e_k\| \leq \phi_1(n)\epsilon_d(\|A\| \cdot \|x_k\| + \|b\|), \quad (2)$$

$$x_{k+1} = fl(x_k + d_k) \equiv x_k + d_k + f_k \quad \text{where}$$

$$\|f_k\| \leq \phi_2(n)\epsilon_d(\|x_k\| + \|d_k\|). \quad (3)$$

A.1 Results and Interpretation

Using equations (1), (2) and (3), we will prove in Section A.2 that for any k

$$\|x - x_{k+1}\| \leq \alpha_F\|x - x_k\| + \beta_F\|x\|, \quad (4)$$

where α_F and β_F are defined as

$$\begin{aligned} \alpha_F = & \frac{\phi(n)\kappa(A)\epsilon_s}{1 - \phi(n)\kappa(A)\epsilon_s} + 2\phi_1(n)\kappa(A)\epsilon_d + \phi_2(n)\epsilon_d \\ & + 2(1 + \phi_1(n)\epsilon_d)\phi_2(n)\kappa(A)\epsilon_d \end{aligned} \quad (5)$$

$$\begin{aligned}\beta_F &= 4\phi_1(n)\kappa(A)\epsilon_d + \phi_2(n)\epsilon_d \\ &+ 4(1 + \phi_1(n)\epsilon_d)\phi_2(n)\kappa(A)\epsilon_d.\end{aligned}\quad (6)$$

Note that α_F and β_F are of the form

$$\alpha_F = \psi_F(n)\kappa(A)\epsilon_s \quad \text{and} \quad \beta_F = \rho_F(n)\kappa(A)\epsilon_d. \quad (7)$$

For equation (4) to hold, the matrix A is required to be not too ill-conditioned with respect to the single-precision (ϵ_s) used; specifically the assumption in equation (8) is made:

$$(\rho_F(n)\kappa(A)\epsilon_s)(1 - \psi_F(n)\kappa(A)\epsilon_s)^{-1} < 1 \quad (8)$$

Assuming $\alpha_F < 1$, equation (9) follows

$$\|x - x_{k+1}\| \leq \alpha_F^k \|x - x_1\| + \beta_F \frac{1 - \alpha_F^k}{1 - \alpha_F} \|x\|, \quad (9)$$

and so x_k converges to $x \equiv \lim_{k \rightarrow +\infty} x_k$ where

$$\begin{aligned}\lim_{k \rightarrow +\infty} \|x - x_k\| &= \|x - x\| \leq \beta_F (1 - \alpha_F)^{-1} \|x\| \\ &= \frac{\rho_F(n)\kappa(A)\epsilon_d}{1 - \psi_F(n)\kappa(A)\epsilon_s} \|x\|.\end{aligned}$$

The term α_F is the rate of convergence and depends on the condition number of the matrix A , $\kappa(A)$, and the single precision used, ϵ_s . The term β_F is the limiting accuracy of the method and depends on the double precision accuracy used, ϵ_d .

Regarding the backward error analysis, Section A.3 contains the proof for the following relation:

$$\frac{\|b - Ax_{k+1}\|}{\|A\| \cdot \|x_{k+1}\|} \leq \alpha_B \cdot \frac{\|b - Ax_k\|}{\|A\| \cdot \|x_k\|} + \beta_B, \quad (10)$$

where

$$\alpha_B = \frac{\phi(n)\kappa(A)\gamma\epsilon_s}{1 - \phi(n)\kappa(A)\epsilon_s} + 2\phi_1(n)\gamma\epsilon_d, \quad (11)$$

$$\beta_B = (4\phi_1(n)\gamma + \phi_2(n)(1 + 2\gamma)(1 - \phi_2(n)\epsilon_d)^{-1})\epsilon_d. \quad (12)$$

Note that α_B and β_B are of the form

$$\alpha_B = \psi_B(n)\kappa(A)\epsilon_s \quad \text{and} \quad \beta_B = \rho_B(n)\epsilon_d. \quad (13)$$

For equation (10) to hold it is necessary to assume that the matrix A is not too ill-conditioned with respect to the

single precision ϵ_s arithmetic used; namely, the following assumptions must hold:

$$\psi_F(n)\kappa(A)\epsilon_s + (\rho_F(n)\kappa(A)\epsilon_s)(1 - \psi_F(n)\kappa(A)\epsilon_s)^{-1} < 1 \quad (14)$$

$$\text{and} \quad (\rho_B(n)\epsilon_d)(1 - \psi_B(n)\kappa(A)\epsilon_s)^{-1} < 1. \quad (15)$$

The term α_B is the speed of convergence and depends on the condition number of the matrix A , $\kappa(A)$ and the single precision used, ϵ_s . The term β_B is the limiting accuracy of the method and depends on the double precision used, ϵ_d .

At convergence the following condition holds

$$\begin{aligned}\lim_{k \rightarrow +\infty} \frac{\|b - Ax_k\|}{\|A\| \cdot \|x_k\|} &= \beta_B (1 - \alpha_B)^{-1} \\ &= \frac{\rho_B(n)}{1 - \psi_B(n)\kappa(A)\epsilon_s} \epsilon_d\end{aligned} \quad (16)$$

which states that the solver is normwise backward stable.

A.2 Forward Error Analysis

From Stewart (2001) it is possible to prove that, if $\phi(n)\kappa(A)\epsilon_s < 1/2$, then $(A + H_k)$ is nonsingular and

$$\begin{aligned}(A + H_k)^{-1} &= (I + F_k)A^{-1} \quad \text{where} \\ \|F_k\| &\leq \frac{\phi(n)\kappa(A)\epsilon_s}{1 - \phi(n)\kappa(A)\epsilon_s} < 1.\end{aligned} \quad (17)$$

From equations (1) and (3) comes

$$x - x_{k+1} = x - x_k - (A + H_k)^{-1}r_k - f_k,$$

and then using equations (2) and (16)

$$\begin{aligned}x - x_{k+1} &= x - x_k - (I + F_k)A^{-1}(b - Ax_k + e_k) - f_k \\ &= x - x_k - (I + F_k)(x - x_k + A^{-1}e_k) - f_k \\ &= -F_k(x - x_k) - (I + F_k)A^{-1}e_k - f_k.\end{aligned}$$

Taking the norms of both sides of the last equation and using the fact that $\|F_k\| < 1$, see equation (17), we get

$$\|x - x_{k+1}\| \leq \|F_k\| \cdot \|x - x_k\| + 2 \cdot \|A^{-1}\| \cdot \|e_k\| + \|f_k\|.$$

Using equations (2) and (3)

$$\begin{aligned}\|x - x_{k+1}\| &\leq \|F_k\| \cdot \|x - x_k\| + 2\phi_1(n)\epsilon_d \|A^{-1}\| \\ &\quad \times (\|A\| \cdot \|x_k\| + \|b\|) + \phi_2(n)\epsilon_d (\|x_k\| + \|d_k\|).\end{aligned} \quad (18)$$

Equations (19), (20) and (21) contain a bound for the quantities $\|x_k\|$, $\|A\| \cdot \|x_k\| + \|b\|$ and $\|d_k\|$ by the quantities $\|x - x_k\|$ and $\|x\|$. The next step will be to inject these three bounds into equation (18) which will yield the final result on forward error given in equation (22).

Triangle inequality yields

$$\|x_k\| \leq \|x - x_k\| + \|x\|. \quad (19)$$

Then, using the fact that $Ax = b$,

$$\|A\| \cdot \|x_k\| + \|b\| \leq \|A\| \cdot \|x - x_k\| + 2 \cdot \|A\| \cdot \|x\|. \quad (20)$$

Finally, using equations (1) and (4)

$$\|d_k\| = \|(A + H_k)^{-1} r_k\| = \|(I + F_k)A^{-1} r_k\| \leq 2\|A^{-1}\| \cdot \|r_k\|.$$

Equation (2) yields

$$\begin{aligned} \|r_k\| &\leq \|b\| + \|A\| \cdot \|x_k\| + \|e_k\| \\ &\leq (1 + \varphi_1(n)\epsilon_d) \cdot (\|A\| \cdot \|x_k\| + \|b\|) \end{aligned}$$

which, using equation (20), can be transformed as

$$\|d_k\| \leq 2 \cdot (1 + \varphi_1(n)\epsilon_d) \cdot \kappa(A) \cdot (\|x - x_k\| + 2 \cdot \|x\|). \quad (21)$$

Injecting equations (19), (20) and (21) into equation (18) yields

$$\begin{aligned} \|x - x_{k+1}\| &\leq \left[\frac{\phi(n)\kappa(A)\epsilon_s}{1 - \phi(n)\kappa(A)\epsilon_s} + 2\varphi_1(n)\kappa(A)\epsilon_d \right. \\ &\quad \left. + 2(1 + \varphi_1(n)\epsilon_d)\varphi_2(n)\kappa(A)\epsilon_d \right] \cdot \|x - x_k\| \\ &\quad + (4\varphi_1(n)\kappa(A)\epsilon_d + \varphi_2(n)\epsilon_d) \\ &\quad + 4(1 + \varphi_1(n)\epsilon_d)\varphi_2(n)\kappa(A)\epsilon_d \cdot \|x\|. \quad (22) \end{aligned}$$

If α_F and β_F are defined as

$$\begin{aligned} \alpha_F &= \frac{\phi(n)\kappa(A)\epsilon_s}{1 - \phi(n)\kappa(A)\epsilon_s} + 2\varphi_1(n)\kappa(A)\epsilon_d + \varphi_2(n)\epsilon_d \\ &\quad + 2(1 + \varphi_1(n)\epsilon_d)\varphi_2(n)\kappa(A)\epsilon_d, \quad (23) \end{aligned}$$

$$\begin{aligned} \beta_F &= 4\varphi_1(n)\kappa(A)\epsilon_d + \varphi_2(n)\epsilon_d \\ &\quad + 4(1 + \varphi_1(n)\epsilon_d)\varphi_2(n)\kappa(A)\epsilon_d, \quad (24) \end{aligned}$$

then

$$\|x - x_{k+1}\| \leq \alpha_F \|x - x_k\| + \beta_F \|x\|,$$

where $\alpha_F = \psi(n)\kappa(A)\epsilon_s$ and $\beta_F = \rho(n)\kappa(A)\epsilon_d$.

A.2.1 Bound on $\|x_k\|$ and $\|d_k\|$ in terms of $\|x_{k+1}\|$
Assuming, without loss of generality, that $x_1 = 0$, from equation (9) the following inequalities can be derived

$$\|x_k\| \leq \left(1 + \alpha_F^{k-1} + \beta_F \frac{1 - \alpha_F^{k-1}}{1 - \alpha_F} \right) \cdot \|x\|,$$

$$\|x\| \leq \left(1 - \alpha_F^k - \beta_F \frac{1 - \alpha_F^k}{1 - \alpha_F} \right)^{-1} \cdot \|x_{k+1}\|.$$

From the assumption that $\alpha_F + \frac{\beta_F}{1 - \alpha_F} < 1$ the following inequality holds

$$\|x_k\| \leq \frac{\left(1 + \alpha_F^{k-1} + \beta_F \frac{1 - \alpha_F^{k-1}}{1 - \alpha_F} \right)}{\left(1 + \alpha_F^k - \beta_F \frac{1 - \alpha_F^k}{1 - \alpha_F} \right)} \cdot \|x_{k+1}\|$$

and, by defining

$$\gamma_k \equiv \frac{\left(1 + \alpha_F^{k-1} + \beta_F \frac{1 - \alpha_F^{k-1}}{1 - \alpha_F} \right)}{\left(1 + \alpha_F^k - \beta_F \frac{1 - \alpha_F^k}{1 - \alpha_F} \right)} \leq \gamma$$

the following formula is obtained

$$\|x_k\| \leq \gamma \cdot \|x_{k+1}\|. \quad (25)$$

Equation (3) yields

$$\begin{aligned} \|d_k\| &= \|x_{k+1} - x_k - f_k\| \leq \|x_{k+1}\| \\ &\quad + (1 + \varphi_2(n)\epsilon_d)\|x_k\| + \varphi_2(n)\epsilon_d\|d_k\|, \end{aligned}$$

which, in combination with equation (25) gives

$$\|d_k\| \leq (1 - \varphi_2(n)\epsilon_d)^{-1} (1 + \gamma + \varphi_2(n)\gamma\epsilon_d) \|x_{k+1}\|. \quad (26)$$

Note that the assumption

$$\alpha_F + \frac{\beta_F}{1 - \alpha_F} < 1 \quad (27)$$

was made in this section.

A.3 Backward Error Analysis

From Stewart (2001) it is possible to prove that, if $\phi(n)\kappa(A)\epsilon_s < 1/2$, then $(A + H_k)$ is nonsingular and

$$(A + H_k)^{-1} = A^{-1}(I + G_k) \quad \text{where}$$

$$\|G_k\| \leq \frac{\phi(n)\kappa(A)\epsilon_s}{1 - \phi(n)\kappa(A)\epsilon_s} < 1. \quad (28)$$

Equations (1) and (3) yield

$$x - x_{k+1} = x - x + k - (A + H_k)^{-1}r_k - f_k,$$

and, then, using equations (2) and (28)

$$x - x_{k+1} = x - x_k - A^{-1}(I + G_k)(b - Ax_k + e_k) - f_k.$$

Finally, multiplying both sides by A on the left

$$b - Ax_{k+1} = -G_k(b - Ax_k) - (I + G_k)e_k - Af_k.$$

Taking the norm of both sides and using the fact that $\|G_k\| < 1$ gives

$$\|b - Ax_{k+1}\| \leq \|G_k\| \cdot \|b - Ax_k\| + 2 \cdot \|e_k\| + \|A\| \cdot \|f_k\|.$$

Using equations (2) and (3) gives

$$\begin{aligned} \|b - Ax_{k+1}\| &\leq \|G_k\| \cdot \|b - Ax_k\| + (2\phi_1(n) \\ &\quad + \phi_2(n)\epsilon_d \cdot \|A\| \cdot \|x_k\| + 2\phi_1(n)\epsilon_d \cdot \|b\| \\ &\quad + \phi_2(n)\epsilon_d \cdot \|A\| \cdot \|d_k\|. \end{aligned}$$

Assuming equation (27) holds, equations (25) and (26) can be used and, based on the fact that $\|b\| = \|b - Ax_k\| + \|A\| \cdot \|x_k\|$

$$\begin{aligned} \|b - Ax_{k+1}\| &\leq (\|G_k\| + 2\phi_1(n)\epsilon_d) \cdot \|b - Ax_k\| \\ &\quad + (4\phi_1(n)\gamma + \phi_2(n)\gamma\phi_2(n)(1 - \phi_2(n)\epsilon_d)^{-1} \\ &\quad \times (1 + \gamma + \phi_2(n)\gamma\epsilon_d))\epsilon_d \cdot \|A\| \cdot \|x_{k+1}\|. \end{aligned}$$

Finally

$$\frac{\|b - Ax_{k+1}\|}{\|A\| \cdot \|x_{k+1}\|} \leq \alpha_B \cdot \frac{\|b - Ax_k\|}{\|A\| \cdot \|x_k\|} + \beta_B,$$

where

$$\alpha_B = \frac{\phi(n)\kappa(A)\gamma\epsilon_s}{1 - \phi(n)\kappa(A)\epsilon_s} + 2\phi_1(n)\gamma\epsilon_d,$$

$$\beta_B = (4\phi_1(n)\gamma + \phi_2(n)(1 + 2\gamma)(1 - \phi_2(n)\epsilon_d)^{-1})\epsilon_d.$$

Note

1 The DP unit is not fully pipelined, and has a 7 cycle latency.

References

- Buttari, A., Dongarra, J., Kurzak, J., Luszczyk, P., and Tomov, S. (n.d.). Using mixed precision for sparse matrix computations to enhance the performance while achieving 64-bit accuracy, *ACM Transactions on Mathematical Software*, 1, to appear December 2008.
- Demmel, J. W. (1997). *Applied Numerical Linear Algebra*, SIAM, Philadelphia, PA.
- Higham, N. J. (1996). *Accuracy and Stability of Numerical Algorithms*, SIAM, Philadelphia, PA.
- Kurzak, J. and Dongarra, J. J. (n.d.a). Implementation of mixed precision in solving systems of linear equations on the CELL processor, *Concurrency Computat. Pract. Exper.*, to appear.
- Kurzak, J. and Dongarra, J. J. (n.d.b). Mixed precision dense linear system solver based on cholesky factorization for the CELL processor, *Concurrency Computat. Pract. Exper.*, in preparation.
- Moler, C. B. (1967). Iterative refinement in floating point, *J. ACM*, **14**(2): 316–321.
- Stewart, G. W. (1973). *Introduction to Matrix Computations*, Academic Press, New York, NY.
- Stewart, G. W. (2001). *Matrix algorithms*, Philadelphia, PA: Society for Industrial and Applied Mathematics.
- Wilkinson, J. H. (1963). *Rounding Errors in Algebraic Processes*, Prentice-Hall, Englewood Cliffs, NJ.