

Analysis of Dynamic Scheduling Strategies for Matrix Multiplication on Heterogeneous Platforms

Olivier Beaumont* Loris Marchal †

April 15, 2014

Abstract

The tremendous increase in the size and heterogeneity of supercomputers makes it very difficult to predict the performance of a scheduling algorithm. Therefore, dynamic solutions, where scheduling decisions are made at runtime have overpassed static allocation strategies. The simplicity and efficiency of dynamic schedulers such as Hadoop are a key of the success of the MapReduce framework. Dynamic schedulers such as StarPU, PaRSEC or StarSs are also developed for more constrained computations, e.g. task graphs coming from linear algebra. To make their decisions, these runtime systems make use of some static information, such as the distance of tasks to the critical path or the affinity between tasks and computing resources (CPU, GPU, ...) and of dynamic information, such as where input data are actually located. In this paper, we concentrate on two elementary linear algebra kernels, namely the outer product and the matrix multiplication. For each problem, we propose several dynamic strategies that can be used at runtime and we provide an analytic study of their theoretical performance. We prove that the theoretical analysis provides very good estimate of the amount of communications induced by a dynamic strategy and can be used in order to efficiently determine thresholds used in dynamic scheduler, thus enabling to choose among them for a given problem and architecture.

1 Introduction

Recently, there has been a very important change in both parallel platforms and parallel applications. On the one hand, computing platforms, either clouds or supercomputers involve more and more computing resources. This scale change poses many problems, mostly related to unpredictability and failures. Due to the size of the platforms, their complex network topologies, the use of heterogeneous resources, NUMA effects, the number of concurrent simultaneous computations and communications, it is impossible to predict exactly the time that a specific task will take. Unpredictability makes it impossible to statically allocate the tasks of a DAG onto the processing resources and dynamic scheduling and allocation strategies are needed. As a consequence, in recent years, there has been a large amount of practical work to develop efficient runtime schedulers. The main characteristics of these schedulers is that they make their decisions at runtime, based on the expected duration of the tasks on the different kind of processing units (CPUs, GPUs,...) and on the expected availability time of the task input data, given their actual locations. Thanks to these information, the scheduler allocates the task to the resource that will finish its processing as soon as possible. Moreover, all these runtime systems also make use of some static information that can be computed from the task graph itself, in order to decide the priority between several ready tasks. This information mostly deals with the estimated critical path as proposed in HEFT [17] for instance.

On the other hand, there has been a dramatic simplification of the application model in many cases, as asserted by the success of the MapReduce framework [8] which has been popularized

*Inria & University of Bordeaux (olivier.beaumont@inria.fr)

†LIP (CNRS, INRIA, ENS-Lyon, Univ. of Lyon), (loris.marchal@ens-lyon.fr)

by Google. It allows users without particular knowledge in parallel algorithms to harness the power of large parallel machines. In MapReduce, a large computation is broken into small tasks that run in parallel on multiple machines, and scales easily to very large clusters of inexpensive commodity computers. MapReduce is a very successful example of dynamic schedulers, as one of its crucial feature is its inherent capability of handling hardware failures and processing capabilities heterogeneity, thus hiding this complexity to the programmer, by relying on on-demand allocations and the on-line detection of nodes that perform poorly (in order to re-assign tasks that slow down the process). As we explained in a previous work [3], MapReduce, although tailored for linear complexity operations (such as text parsing), is now widely used for non linear complexity tasks. In this case, it induces a large replication of the data. For example, when MapReduce is used to compute the outer product of two vectors a and b , the most common technique is to emit all possible pairs of (a_i, b_j) , so that many processors can be used to compute the elementary products. This induces a large replication factor, since MapReduce is not aware of the 2-dimensional nature of the data.

Our goal in this paper is to show how simple data-aware dynamic schedulers can be proven efficient in a specific context. We concentrate here on two elementary kernels, namely the outer product and the matrix multiplication. These kernels do not induce dependencies among their tasks, but because of their massive input data reuse results, a straightforward MapReduce implementations of these kernels would involve a large replication overhead. Indeed, in both cases [3], input vectors or input matrices need to be replicated when the kernel is processed by a large-scale parallel platform, and basic dynamic strategies that allocate tasks at random to processors fail to achieve reasonable communication volumes with respect to known lower bounds.

In the present paper, we first present and study a very simple yet efficient dynamic scheduler for the outer product, that generates a communication volume close to the lower bound. Our main contribution is to analyze the communication volume generated by the dynamic scheduler as a continuous process that can be modeled by an Ordinary Differential Equation (ODE). We prove that the analytic communication volume of the solution of the ODE is close to the actual communication volume as measured using simulations. Moreover, we prove that this analysis of the solution of the ODE can be used in order to optimize a dynamic randomized allocation strategy, for instance, by switching between two strategies when the number of remaining tasks is smaller than a given threshold, that is determined by the theoretical analysis. This simple example attests the practical interest of the theoretical analysis of dynamic schedulers, since it shows that the analytic solution can be used in order to incorporate static knowledge into the scheduler. After presenting our method on the outer product (Section 3), we move to a more common kernel, the matrix multiplication and show how the previous analysis can be extended in Section 4.

2 Related work

We briefly review previous works related to our study, which deals both with actual runtime schedulers and with their theoretical studies.

2.1 Runtime dynamic schedulers

As mentioned in the introduction, several runtime systems have been recently proposed to schedule applications on parallel systems. Among other successful projects, we may cite StarPU [1], from INRIA Bordeaux (France), DAGuE and PaRSEC [7, 6] from ICL, Univ. of Tennessee Knoxville (USA) StarSs [16] from Barcelona Supercomputing Center (Spain) or KAAPI [10] from INRIA Grenoble (France). Most of these tools enable, to a certain extent, to schedule an application described as a task graph (usually available in the beginning of the computation, but sometimes generated and discovered during the execution itself), onto a parallel platforms. Most of these tools allow to harness complex platforms, such as multicores and hybrid platforms, including GPUs or other accelerators. These runtime systems usually keep track of the occupation of each computing devices and allocate new tasks on the processing unit that is expected to minimize its

completion time. Our goal in this paper is to provide an analysis of such dynamic schedulers for simple operations, that do not involve task dependencies but massive data reuse.

2.2 Theoretical studies of dynamic systems

Many studies have proposed to use queuing theory [11] to study the behavior of simple parallel systems and their dynamic evolution. Among many others, Bertin et al. [5] propose to use such stochastic models in order to model computing Grids, and Mitzenmacher [14] studies how not-to-date information can lead to bad scheduling decisions in a simple parallel system.

Recently, mean field techniques [9, 4] have been proposed for analyzing such dynamic processes. They give a formal framework to derive a system of ordinary differential equations that is the limit of a Markovian system when the number of objects goes to infinity. Such techniques have been used for the first time in [13] where the author derives differential equations for a system of homogeneous processors who steal a single job when idle.

3 Randomized dynamic strategies for the outer-product

We present here the analysis of a dynamic scheduler for a simple problem from linear algebra, namely the outer-product of two vectors.

3.1 Problem definition

We consider the problem of computing the outer-product ab^t of two large vectors a and b of size N , *i.e.* to compute all values $a_i \times b_j, \forall 1 \leq i, j \leq N$. The computing domain can therefore be seen as a matrix. For granularity reasons, we will consider that a and b are in fact split into N/l blocks of size l and that a basic operation consists in computing the outer product of two (small) vectors of size l .

As stated above, we target heterogeneous platforms consisting of p processors P_1, \dots, P_p , where the speed of processor P_i , *i.e.* the number of outer products of size l vectors that P_k can do in one time unit, is given by s_k . We will also denote by rs_k the relative speed of $rs_k = \frac{s_k}{\sum_i s_i}$. Note that the randomized strategies that we propose are agnostic to processor speeds, but they are demand driven, so that a processor with a twice larger speed will request work twice faster.

In the following, we assume that a master processor coordinates the work distribution: it is aware of which a and b blocks are replicated on the computing nodes and decides which new blocks are sent, as well as which tasks are allocated to the nodes. After completion of their allocated tasks, computing nodes simply report to the master processor, requesting for new tasks.

We will assume throughout the analysis that it is possible to overlap computations and communications. This can be achieved with dynamic strategies by uploading a few blocks in advance at the beginning of the computations and then to request work as soon as the number of blocks to be processed becomes smaller than a given threshold. Determining this threshold would require to introduce a communication model and a topology, what is out of the scope of this paper, and we will assume that the threshold is known. In practice, the number of tasks required to ensure a good overlap has been observed to be small in [12, 15] even though a rigorous algorithm to estimate it is still missing.

As we observed [3], performing a non linear complexity task such as a Divisible Load or a MapReduce operation requires to replicate initial data. Our objective is to minimize the overall amount of communications, *i.e.* the total amount of data (the number of blocks of a and b) sent by the master node initially holding the data, or equivalently by the set of devices holding the data since we are interested in the overall volume only, under the constraint that a perfect load-balancing should be achieved among resources allocated to the outer product computation. Indeed, due to data dependencies, if we were to minimize communications without this load-balancing constraint, the optimal (but very inefficient) solution would consist in making use of a single computing resource so that each data block would be sent exactly once.

3.2 Design of randomized dynamic strategies

As mentioned above, vectors a and b are split into N/l data blocks. In the following, we denote by a_i the i th block of a (rather than the i th element of a) since we always consider elements by blocks. As soon as a processor has received two data blocks a_i and b_j , it can compute the block $M_{i,j} = (ab^t)_{i,j} = a_i b_j^t$. This elementary task is denoted by $T_{i,j}$. All data blocks are initially available at the master node only.

One of the simplest strategy to allocate computational tasks to processors is to distribute tasks at random: whenever a processor is ready, a task $T_{i,j}$ is chosen uniformly at random among all available tasks and is allocated to the processor. The data corresponding to this task that is not yet on the processor, that is one or two of the a_i and b_j blocks are sent by the master. We denote this strategy by RANDOMOUTER. Another simple option is to allocate tasks in lexicographical order of indices (i, j) rather than randomly. This strategy will be denoted as SORTEDOUTER.

Both previous algorithms are expected to induce a large amount of communications because of data replication. Indeed, in these algorithms, there is no reason why the data sent for the processing of tasks on a given processor P_k may be re-used for upcoming tasks. This is why dynamic data-aware strategies have been introduced. In the runtime systems cited above, such as StarPU, the scheduler is aware of the locality of the data and uses this information when allocating tasks to processors: it is much more beneficial, when allocating a new task on P_k , to take advantage of the a and b data already present on the processor, and to compute for example all possible products $a_i b_j^t$, before sending new blocks of data. We propose such a strategy, denoted DYNAMICOUTER, in Algorithm 1: when a processor P_k receives a new pair of blocks (a_i, b_j) , all possible products $a_i b_j^t$, and $a_{i'} b_j^t$ are also allocated to P_k , for all data blocks $a_{i'}$ and b_j that have already been transmitted to P_k in previous steps.

Algorithm 1: DYNAMICOUTER strategy.

```

while there are unprocessed tasks do
    Wait for a processor  $P_k$  to finish its tasks
     $I \leftarrow \{i \text{ such that } P_k \text{ owns } a_i\}$ 
     $J \leftarrow \{j \text{ such that } P_k \text{ owns } b_j\}$ 
    Choose  $i \notin I$  and  $j \notin J$  uniformly at random
    Send  $a_i$  and  $b_j$  to  $P_k$ 
    Allocate all tasks of  $\{T_{i,j}\} \cup \{T_{i,j'}, j' \in J\} \cup \{T_{i',j}, i' \in I\}$  that are not yet processed to
     $P_k$  and mark them processed

```

Note that the DYNAMICOUTER scheduler is not computationally expensive: it is sufficient to maintain a set of unknown a and b data (of size $O(N/l)$) for each processor, and to randomly pick an element of this set when allocating new blocks to a processor P_k .

We have compared the performance of previous schedulers through simulations on Figure 1. Processor speeds are chosen uniformly in the interval $[10, 100]$, which means a large degree of heterogeneity. Each point in this figure and the following ones is the average over 10 or more simulations. The standard deviation is always very small, typically smaller than 0.1 for any point, and never impacts the ranking of the strategies. It is thus not depicted for clarity reasons. All communication amounts are normalized with the following lower bound:

$$LB = 2N \sum_k \sqrt{rs_k} = 2N \sum_k \sqrt{\frac{s_k}{\sum_i s_i}},$$

where s_k is the speed of processor P_k and rs_k its relative speed.

Indeed, in a very optimistic setting, each processor is dedicated to computing a “square” area of $M = ab^t$, whose area is proportional to its relative speed, so that all processors finish their work at the same instant. In this situation, the amount of communications for P_k is proportional to the half perimeter of this square of area $N^2 rs_k$. Note that this lower bound is not expected to be achievable (consider for instance the case of 2 heterogeneous processors). The best known

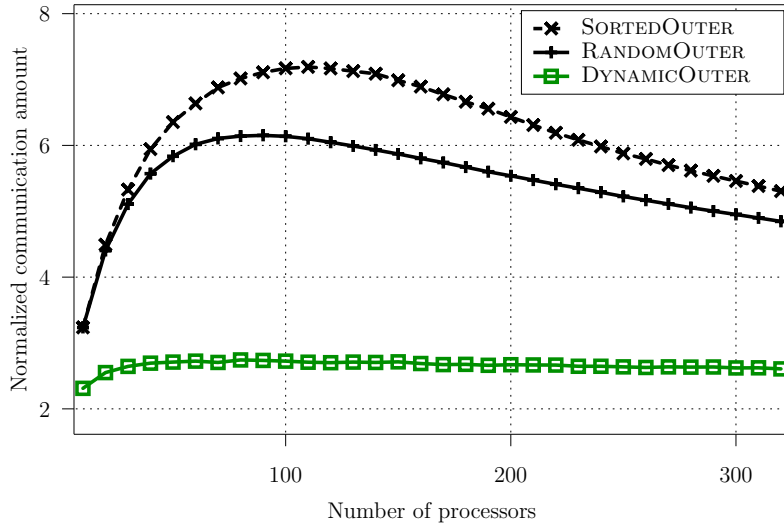


Figure 1: Comparison of random and data-aware dynamic strategies, for vectors of size $N/l = 100$ blocks

static algorithm (based on a complete knowledge of all relative speeds) has an approximation ratio of $7/4$ [2]. This algorithm computes an allocation scheme based on the computing speeds of the processors. As outlined in the introduction, such an allocation mechanism is not practical in our context, since our aim is to rely on more dynamic runtime strategies, but can be used as a comparison basis.

As expected, we notice on Figure 1 that data-aware strategies induce significantly less communication than purely random strategies.

Our DYNAMICOUTER allocation scheme suffers some limitation: when the number of remaining blocks to compute is small, the proposed strategy is inefficient as it may send a large number of a and b blocks to a processor P_k before it is able to process one of the last few available tasks. Thus, we propose an improved version DYNAMICOUTER2PHASES in Algorithm 2: when the number of remaining tasks becomes smaller than a given threshold, we switch to the basic randomized strategy: any available task $T_{i,j}$ is allocated to a requesting processor, without taking data locality into account. The corresponding data a_i and b_j are then sent to P_k if needed.

Algorithm 2: DYNAMICOUTER2PHASES strategy.

while *the number of processors is larger than the threshold* **do**

Wait for a processor P_k to finish its tasks

$I \leftarrow \{i \text{ such that } P_k \text{ owns } a_i\}$

$J \leftarrow \{j \text{ such that } P_k \text{ owns } b_j\}$

Choose $i \notin I$ and $j \notin J$ uniformly at random

Send a_i and b_j to P_k

Allocate all tasks of $\{T_{i,j}\} \cup \{T_{i,j'}, j' \in J\} \cup \{T_{i',j}, i' \in I\}$ that are not yet processed to P_k and mark them processed

while *there are unprocessed tasks* **do**

Wait for a processor P_k to finish its tasks

Choose randomly an unprocessed task $T_{i,j}$

if P_k *does not hold* a_i **then** send a_i to P_k

if P_k *does not hold* b_j **then** send b_j to P_k

Allocate $T_{i,j}$ to P_k

As illustrated on Figure 2, for a well chosen number of tasks processed in the second phase,

this new strategy allows to reduce further the amount of communications. However, this requires to accurately set the threshold, depending on the size of the matrix and the relative speed of the processors. If too many tasks are processed in the second phase, the performance is close to the one of RANDOMOUTER. On the contrary, if too few tasks are processed in the second phase, the behavior becomes close to DYNAMICOUTER. The optimal threshold corresponds here to a few percent of tasks being processed in the second phase. In the following, we present an analysis of the DYNAMICOUTER2PHASES strategy that both allows to predict its performance and to optimally set the threshold, so as to minimize the amount of communications.

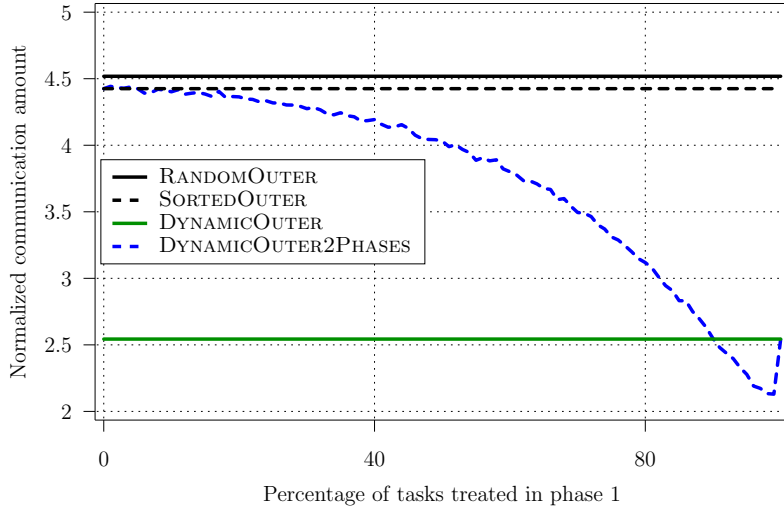


Figure 2: Communication amount of DYNAMICOUTER2PHASES and comparison to the other schedulers for different thresholds (for a given distribution of computing speeds with 20 processors and $N/l = 100$).

3.3 Theoretical analysis of dynamic randomized strategies

In this section, our aim is to provide an analytical model for Algorithm DYNAMICOUTER2PHASES. Analyzing such a strategy is crucial in order to assess the efficiency of runtime dynamic strategies and in order to tune the parameters of dynamic strategies or to choose among different strategies depending on input parameters.

In what follows, we assume that N , the size of vectors a and b , is large and we consider a continuous dynamic process whose behavior is expected to be close to the one of DYNAMICOUTER2PHASES. In what follows, we concentrate on processor P_k whose speed is s_k . At each step, DYNAMICOUTER2PHASES chooses to send one data block of a and one data block of b , so that P_k knows the same number of data blocks of a and b . As previously, we denote by $M = ab^t$ the result of the outer product and by $T_{i,j}$ the tasks that corresponds to the product of data blocks a_i and b_j .

We denote by $x = y/N$ the ratio of elements of a and b that are known by P_k at a given time step of the process and by $t_k(x)$ the corresponding time step. We concentrate on a basic step of DYNAMICOUTER2PHASES during which the fraction of data blocks of both a and b known by P_k goes from x to $x + \delta x$. In fact, since DYNAMICOUTER2PHASES is a discrete process and the ratio known by P_k goes from $x = y/N$ to $x + l/N = y/N + l/N$. Under the assumption that N is large, we assume that we can approximate the randomized discrete process by the continuous process described by the corresponding Ordinary Differential Equation on expected values. The proof of convergence is out of the scope of this paper but we will show that this assumption provides very good results through simulations in Section 3.4.

Let us remark that during the execution of DYNAMICOUTER2PHASES, tasks $T_{i,j}$ are greedily

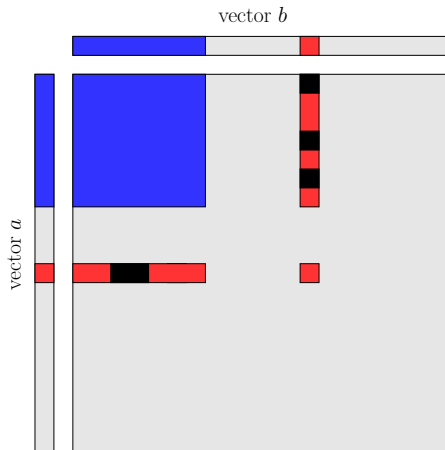


Figure 3: Illustration for the proof of Lemma 1. The top-left blue rectangle represents the data owned by the processor at time $t_k(x)$ (a permutation of the rows and columns has been applied to have it in the upper left corner). The new elements δx are depicted in red, as well as the corresponding available tasks. Note that some tasks (in black) corresponding to the combination of δx with the known elements have already been processed by other processors.

computed as soon as a processor knows the corresponding data blocks of a_i and b_j . Therefore, at time $t_k(x)$, all tasks $T_{i,j}$ such that P_k knows data blocks a_i and b_j have been processed and there are $x^2 N^2 / l^2$ such tasks. Note also that those tasks may have been processed either by P_k or by another processor P_j since processors compete to process tasks. Indeed, since data blocks of a and b are possibly replicated on several processors, then both P_k and P_ℓ may know at some point both a_i and b_j . In practice, the processor which computes $T_{i,j}$ is the one that learns both a_i and b_j first.

Figure 3 depicts the computational domain during the first phase of DYNAMICOUTER2PHASES from the point of view of a given processor P_k (rows and columns have been reordered for the sake of clarity). The top-left square (in blue) corresponds to value of a and b that are known by P_k , and all corresponding tasks have already been processed (either by P_k or by another processor). The remaining “L”-shaped area (in grey) corresponds to tasks $T_{i,j}$ such that P_k does not hold either the corresponding value of a , or the corresponding value of b , or both. When receiving a new value of a and b (in red), P_k is able to process all the tasks (in red) from the two corresponding row and column. Some elements from this row and this column may be already processed (in black).

In what follows, we denote by $g_k(x)$ the fraction of tasks $T_{i,j}$ in the previously described “L”-shaped area that have not been computed yet. We also assume that the distribution of unprocessed tasks in this area is uniform, and we claim that this assumption is valid for a reasonably large number of processors. Our simulations below show that this leads to a very good accuracy.

Based on this remark, we are able to prove the following Lemma

Lemma 1. $g_k(x) = (1 - x^2)^{\alpha_k}$, where $\alpha_k = \frac{\sum_{i \neq k} s_i}{s_k}$.

Proof. Let us consider the tasks that have been computed by all processors between $t_k(x)$ and $t_k(x + \delta x)$. As depicted on Figure 3, these tasks can be split into two sets.

- The first set of tasks consists in those that can be newly processed by P_k between $t_k(x)$ and $t_k(x + \delta x)$. P_k has the possibility to combine the $\delta x N$ new elements of a with the $x N$ already known elements of b (and to combine the $\delta x N$ new elements of b with the $x N$ already known elements of a). There is therefore a total of $2 x \delta x N^2$ such tasks (at first order). Among those, by definition of g , the expected number of tasks that have not already been processed by other processors is given by $2 x \delta x g(x) N^2$. Therefore, the expected duration of this step is given by $t_k(x + \delta x) - t_k(x) = \frac{2 x \delta x g(x) N^2}{s_k}$.

- The second set of tasks consists in those computed by other processors P_i , $i \neq k$. Our assumption states that we are able to overlap communications by computations (by uploading data blocks slightly in advance), so that processors P_i , $i \neq k$ will keep processing tasks between $t_k(x)$ and $t_k(x + \delta x)$ and will process on expectation $2 x \delta x g(x) N^2 \frac{\sum_{i \neq k} s_i}{s_k}$ tasks.

Therefore, we are able to estimate how many tasks will be processed between $t_k(x)$ and $t_k(x + \delta x)$ and therefore to compute the evolution (on expectation) of g_k . More specifically, we have

$$g_k(x + \delta x) (1 - (x + \delta x)^2) N^2 = g_k(x) (1 - x^2) N^2 - 2 x \delta x g(x) N^2 - 2 x \delta x g(x) N^2 \frac{\sum_{i \neq k} s_i}{s_k},$$

which gives at first order

$$g_k(x + \delta x) - g_k(x) = g_k(x) \delta x \frac{-2 x \alpha_k}{1 - x^2},$$

where $\alpha_k = \frac{\sum_{i \neq k} s_i}{s_k}$.

Therefore, the evolution of g_k with x is given by the following ordinary differential equation

$$\frac{g'_k(x)}{g_k(x)} = \frac{-2 x \alpha_k}{1 - x^2}$$

where both left and right terms are of the form f'/f , what leads to

$$\ln(g_k(x)) = \alpha_k \ln(1 - x^2) + K$$

and finally to

$$g_k(x) = \exp(K)(1 - x^2)^{\alpha_k},$$

where $\exp(K) = 1$ since $g_k(0) = 1$. This achieves the proof of Lemma 1. \square

Remember that $t_k(x)$ denotes the time necessary for P_k to know x elements of a and b . Then,

Lemma 2. $t_k(x) \sum_i s_i = N^2(1 - (1 - x^2)^{\alpha_k + 1})$.

Proof. We have seen that some of the tasks that could have been processed by P_k (tasks $T_{i,j}$ such that P_k knows both a_i and b_j) have indeed been processed by other processors. In order to prove the lemma, let us denote by $h_k(x)$ the number of such tasks at time $t_k(x)$. Then

$$h_k(x + \delta x) = h_k(x) + 2 x \delta x (1 - g_k(x)) N^2$$

by definition of g_k so that, using Lemma 1,

$$h'_k(x) = N^2(2x - 2x(1 - x^2)^{\alpha_k})$$

and

$$h_k(x) = N^2(x^2 + \frac{(1 - x^2)^{\alpha_k + 1}}{\alpha_k + 1} + K)$$

and since $h_k(0) = 0$,

$$h_k(x) = N^2(x^2 + \frac{(1 - x^2)^{\alpha_k + 1}}{\alpha_k + 1} - \frac{1}{\alpha_k + 1}).$$

Moreover, at time $t_k(x)$, all the tasks that could have been processed by P_k have

- either been processed by P_k and there are exactly $t_k(x)s_k$ such tasks since P_k has been processing all the time in this area,

- or processed by other processors and there are exactly $h_k(x)$ such tasks by definition of h_k .

Therefore,

$$x^2 N^2 = h_k(x) + t_k(x) s_k$$

and finally

$$t_k(x) \sum_i s_i = N^2(1 - (1 - x^2)^{\alpha_k + 1}),$$

which achieves the proof of Lemma 2. \square

Above equations well describe the dynamics of DYNAMICOUTER2PHASES as long as it is possible to find blocks of a and b that enable to compute enough unprocessed tasks. On the other hand, at the end, it is better to switch to another algorithm, where unprocessed tasks $T_{i,j}$ are picked up randomly, which possibly requires to send two blocks a_i and b_j . In order to decide when to switch from one strategy to the other, we introduce an additional parameter β .

As presented above, a lower bound on the communication volume received by P_k (if perfect load balancing is achieved) is given by $LB = 2N \sum_k \sqrt{rs_k}$. We will switch from the DYNAMICOUTER to the RANDOMOUTER strategy when the fraction of tasks $x_k^2 N^2$ for which P_k owns the input data is approximately β times what it would have computed optimally, that is, when x_k^2 is close to $\beta \frac{s_k}{\sum_i s_i} = \beta rs_k$, for a value of β that is to be determined. For the sake of the analysis, it is important that we globally define the instant at which we switch to the random strategy, and that it does not depend on the processor P_k . In order to achieve this, we look for x_k^2 as

$$x_k^2 = (\beta rs_k - \alpha rs_k^2)$$

and we search α such that $t_k(x_k)$ does not depend on k at first order in $1/rs_k$, where rs_k is of order $1/p$ and p is the number of processors.

Lemma 3. *If $\alpha = \beta^2/2$, then*

$$t_k(x_k) \sum_i s_i = N^2(1 - e^{-\beta}(1 + o(rs_k))).$$

Proof. Since $t_k(x_k) \sum_i s_i = N^2(1 - (1 - x_k^2)^{\alpha_k + 1})$, then

$$\begin{aligned} t_k(x_k) &= \frac{N^2}{\sum_i s_i} (1 - e^{rs_k x_k^2}) \\ &= \frac{N^2}{\sum_i s_i} (1 - e^{rs_k (\beta rs_k - \alpha rs_k^2)}) \\ &= \frac{N^2}{\sum_i s_i} (1 - e^{rs_k (-\beta rs_k + \alpha rs_k^2 - (\beta rs_k)^2/2)}) \\ &\hspace{15em} \text{(at first order)} \\ &= \frac{N^2}{\sum_i s_i} (1 - e^{-\beta}(1 + o(rs_k))). \end{aligned}$$

which achieves the proof of Lemma 3. \square

One remarkable characteristics of the above result is that it does not depend (at least up to order 2) on k anymore. Otherwise stated, at time $T = \frac{N^2}{\sum_i s_i} (1 - e^{-\beta})$, each processor P_k has received $\sqrt{(\beta rs_k - \beta^2/2 rs_k^2) N^2} = \sqrt{\beta rs_k} (1 - \beta rs_k/4) N$ data, to be compared with the lower bound on communications for processor P_k : $\sqrt{rs_k} N$.

Using both these results, it is possible to derive the ratio between the overall amount of communication induced by the first phase with respect to the lower bound as a function of β .

Lemma 4. Let us denote by $\mathcal{V}_{\text{PHASE1}}$ the volume of the communications induced by Phase 1 and by $LB = 2N \sum_k \sqrt{rs_k}$ the lower bound for the communications induced by the whole outer product, then

$$\frac{\mathcal{V}_{\text{PHASE1}}}{LB} \leq \sqrt{\beta} + \frac{\beta^{3/2} \sum_k rs_k^{3/2}}{4LB} \text{ (at first order).}$$

Proof. The proof is obtained by replacing $\mathcal{V}_{\text{PHASE1}}$ by $\sum_k \sqrt{\beta rs_k} (1 - \beta rs_k / 4) N$. \square

Lemma 4 provides the evaluation of the expected communication volume induced by the first phase of DYNAMICOUTER2PHASES with respect to the lower bound. In the following, we will establish a similar result for the second phase in Lemma 5.

Lemma 5. Let us denote by $\mathcal{V}_{\text{PHASE2}}$ the volume of the communications induced by Phase 2 and by $LB = 2N \sum_k \sqrt{rs_k}$ the lower bound for the communications induced by the whole outer product, then

$$\frac{\mathcal{V}_{\text{PHASE2}}}{LB} \leq e^{-\beta} N \frac{1 - \sqrt{\beta} \sum_k rs_k^{3/2}}{\sum_k rs_k^{1/2}} \text{ (at first order).}$$

Proof. During Phase 2, when a processor P_k requests some work, a random task is sent among those that have not been processed yet. This task $T_{i,j}$ induces either the communication of one data block (if either a_i or b_j is already known at P_k) or 2 data blocks (but not 0 by construction).

More precisely, since tasks are sent at random and since P_k knows a fraction $x_k = \sqrt{\beta rs_k} (1 - \beta rs_k / 4)$ of the elements of a and b at the end of Phase 1,

- a task induces the communication of one block with probability $\frac{2x_k}{1+x_k}$,
- a task induces the communication of two blocks with probability $\frac{1-x_k}{1+x_k}$.

so that the expected number of communications per task for P_k is

$$\frac{2x_k}{1+x_k} \times 1 + \frac{1-x_k}{1+x_k} \times 2 = \frac{2}{1+x_k}.$$

Moreover, since Phase 2 starts at the same instant on all processors and since processors are continuously processing tasks, P_k processes a fraction rs_k of the $e^{-\beta} N^2$ remaining tasks. The overall communication cost induced by Phase 2 is therefore given (on expectation and at first order) by

$$\mathcal{V}_{\text{PHASE2}} = e^{-\beta} N^2 \left(1 - \sqrt{\beta} \sum_k rs_k^{3/2} \right),$$

which achieves the proof of Lemma 5. \square

Theorem 6. The ratio of the overall volume of communications to the lower bound if we switch between both phases when $e^{-\beta} N^2$ tasks remain to be processed is given by

$$\sqrt{\beta} + \frac{\beta^{3/2} \sum_k rs_k^{3/2}}{4 \sum_k rs_k^{1/2}} + e^{-\beta} N^2 \frac{1 - \sqrt{\beta} \sum_k rs_k^{3/2}}{\sum_k rs_k^{1/2}}.$$

Theorem 6 is a direct consequence of Lemma 4 and Lemma 5. Therefore, in order to minimize the overall amount of communications, we numerically determine the value of β that minimizes the above expression and then switch between Phases 1 and 2 when $e^{-\beta} N^2$ tasks remain to be processed.

3.4 Assessing the validity of the analysis through simulations

We have performed simulations to study the accuracy of the previous theoretical analysis, that is a priori valid only for large values of p and N/l , and to show how it is helpful to compute the threshold for DYNAMICOUTER2PHASES. The simulations have been done using an ad-hoc event based simulation tool, where processors request new tasks as soon as they are available, and tasks are allocated based on the given runtime dynamic strategy. Again, processor speeds are chosen uniformly in the interval $[10, 100]$. This degree of heterogeneity may seem excessive but we show in Section 3.5 that using a different heterogeneity model does not significantly impact the results. The communication amount of each strategy is normalized by the lower bound computed in Section 3.3. Figure 4 presents the results for vectors of 100 blocks and Figure 5 does the same for vectors of 1000 blocks.

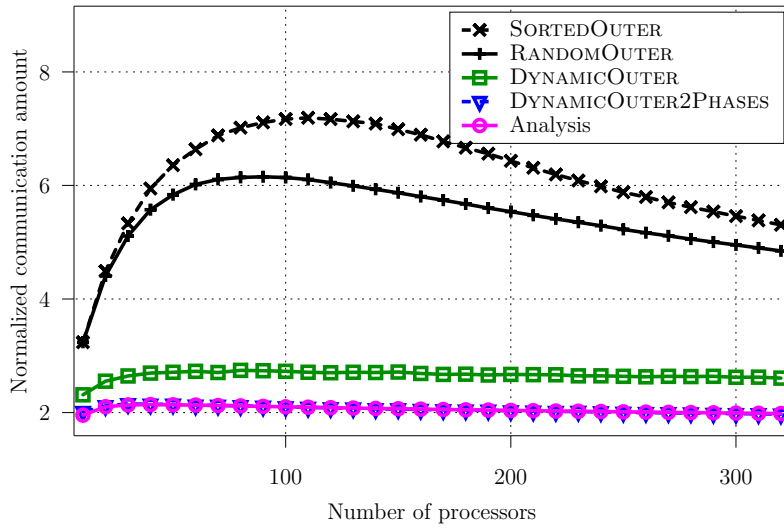


Figure 4: Communication amounts of all outer-product strategies for vectors of size $N/l = 100$ blocks ($(N/l)^2$ tasks).

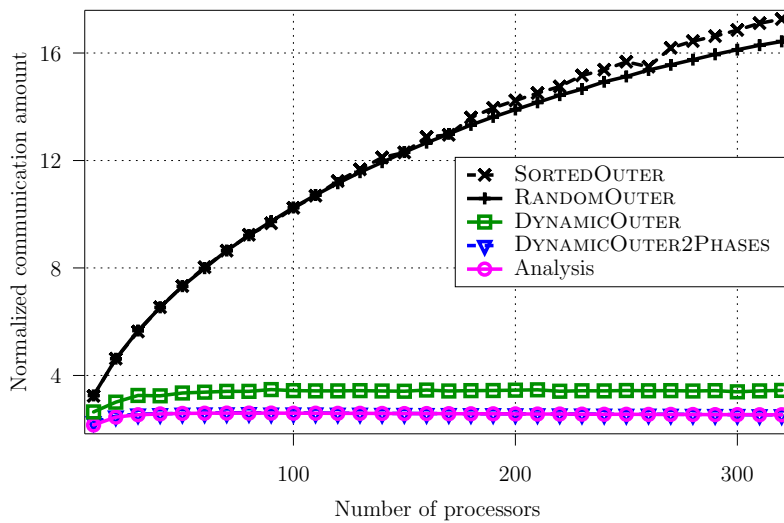


Figure 5: Communication amounts of all outer-product strategies for vectors of size $N/l = 1000$ blocks ($(N/l)^2$ tasks).

In both figures, the analysis is extremely close to the performance of DYNAMICOUTER2PHASES (which makes them indistinguishable on the figures) and proves that our analysis succeeded to accurately model our dynamic strategy, even for relatively small values of p and N/l . Moreover, we can see in Figure 5 that it is even more crucial to use a data-aware dynamic scheduler when N is large, as the ratio between the communication amount of simple random strategies (RANDOMOUTER and SORTEDOUTER) and dynamic data-aware schedulers (such as DYNAMICOUTER2PHASES) can be very large.

Our second objective is to show that the theoretical analysis that we propose can be used in order to accurately compute the threshold of DYNAMICOUTER2PHASES, *i.e.*, that the β parameter computed earlier is close to the best one. To do this, we compare the communication amount of DYNAMICOUTER2PHASES for various values of the β parameter. Figure 6 shows the results for 20 processors and $N/l = 100$. This is done for a single and arbitrary distribution of computing speeds, as it would make no sense to compute average values for different distributions since they would lead to different optimal values of β . This explains the irregular performance graph for DYNAMICOUTER2PHASES. This figure shows that in the domain of interest, *i.e.* for $3 \leq \beta \leq 6$, the analysis correctly fits to the simulations, and that the value of β that minimizes the analysis (here $\beta = 4.17$) lies in the interval of β values that minimize the communication amount of DYNAMICOUTER2PHASES. To compare to Figure 2, this corresponds to 98.5% of the tasks being processed in the first phase.

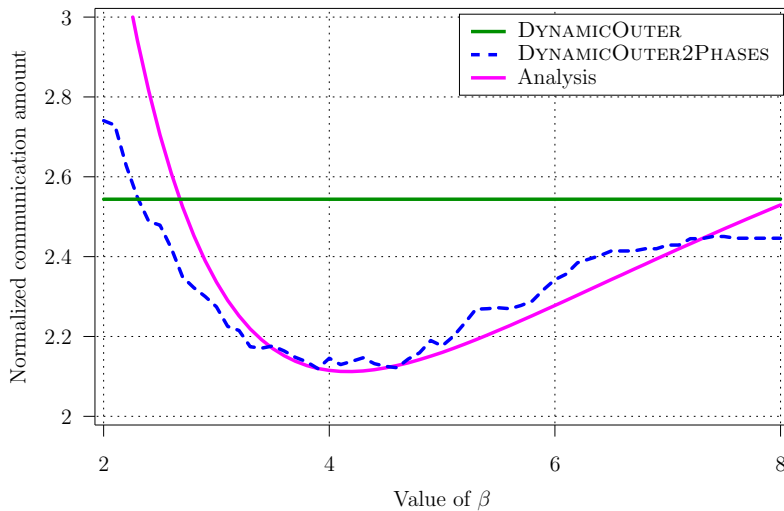


Figure 6: Communication amounts of DYNAMICOUTER2PHASES and its analysis for varying value of the β parameter which defines the threshold.

3.5 Impact of the heterogeneity

The speed distribution used in the previous experiments (speeds taken in the interval $[10, 100]$) may seem too heterogeneous to reasonably model actual computing platforms, where heterogeneity comes either from the use of a few classes of different processors (new and old machines, processor equipped with accelerators or not, etc.) or from the fact that machines are not dedicated, which implies stochastically variable processor speed. It is natural to ask whether the speed distribution impacts the ranking of the previous heuristics, or the accuracy of our analysis.

Figure 7 presents the behavior of all previous heuristics for a varying range of heterogeneity. A heterogeneity of 0 means perfectly homogeneous computing speeds, while a heterogeneity of 100 means that the ratio between the smallest and the largest speeds is large. In this figure and the following one, error bars represents the standard deviations with 50 tries. We notice that the heterogeneity degree has very little impact on the relative amounts of communication of the

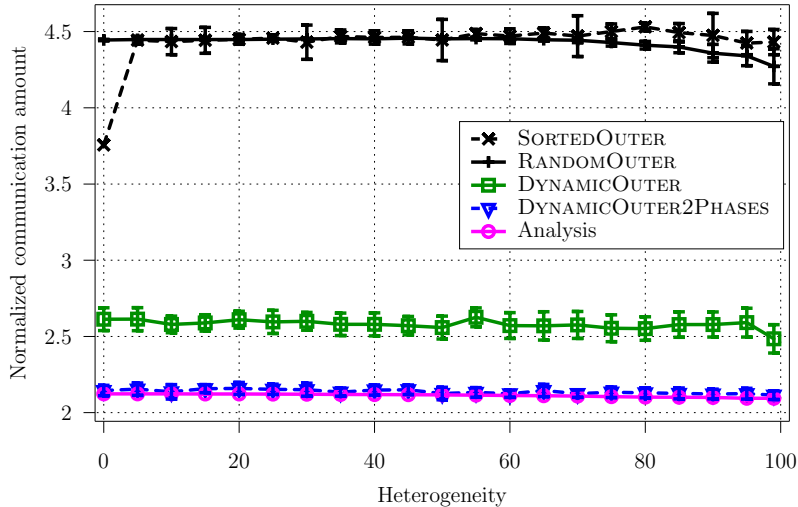


Figure 7: Behavior of the heuristics for outer product for different values of heterogeneity ($p = 20$ processors and $N/l = 100$ blocks). For a given value h of heterogeneity, processor speeds are taken uniformly at random in the interval $[100 - h, 100 + h]$.

studied heuristics.

In Figure 8, we study the same heuristics using different scenarios:

- Scenarios unif.1 and unif.2 corresponds to the previous setting, with speeds taken uniformly at random in intervals $[80, 120]$ (unif.1) and $[50, 150]$ (unif.2).
- Scenarios set.3 and set.5 corresponds to the case when there are a few classes of processors with different speed. The speeds are then taken uniformly from the set of possible speeds: $(80, 100, 150)$ for set.3 or $(40, 80, 100, 150, 200)$ for set.5.
- Scenarios dyn.5 and dyn.20 corresponds to very simple dynamic settings. Each computing speed is first taken uniformly at random in interval $[80, 120]$. Then, after computing a task, a processor sees its computing speed randomly changed by up to 5% (dyn.5) or 20% (dyn.20).

This figure shows that neither the speed distribution nor the dynamic evolution of the speeds notably affect the performance of the heuristics.

3.6 Runtime estimation of β

In order to estimate the β parameter in the DYNAMICOUTER2PHASES strategy, it seems necessary to know the processing speed, as β depends on $\sum_k \sqrt{s_k} / \sum_i s_i$. However, we have noticed a very small deviation of β with the speeds. For example, in Figure 6, the value of β computed when assuming homogeneous speeds (4.1705) is very close to the one computed for heterogeneous speeds (4.1679).

For a large range of N/l and p values (namely, p in $[10, 1000]$ and $N/l \in [\max(10, \sqrt{p}), 1000]$), for processor speeds in $[10, 100]$, the optimal value for β goes from 1 to 6.2. However, for fixed values of N/l and p , the deviations among the β values obtained for different speed distributions is at most 0.045 (with 100 tries). Our idea is to approximate β with β_{hom} computed using a homogeneous platform with the same number of processors and with the same matrix size. The relative difference between β_{hom} and the average β of the previous set is always smaller than 5%. Moreover, the error on the communication volume predicted by the analysis when using homogeneous speeds instead of the actual ones is at most 0.1%. These figures are derived with the most heterogeneous speed distribution (speeds in $[10, 100]$) and thus hold for the other distributions of Section 3.5 as well.

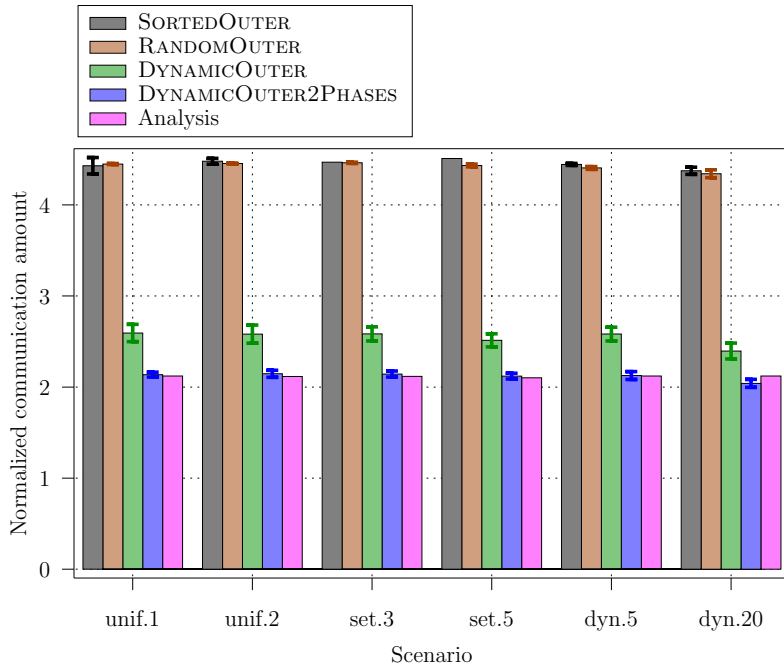


Figure 8: Behavior of the heuristics for outer product for different scenarios of heterogeneity ($p = 20$ processors and $N/l = 100$ blocks).

This proves that even if our previous analysis ends up with a formula for β that depends on the computing speeds, in practice, only the knowledge of the matrix size and of the number of processors are actually needed to define the threshold β . Our dynamic scheduler DYNAMICOUTER2PHASES is thus totally agnostic to processor speeds.

4 Matrix Multiplication

We adapt here the previous dynamic algorithm and its theoretical analysis to a more complex problem: the multiplication of two matrices.

4.1 Notations and dynamic strategies

We first adapt the notations to the problem of computing the product of two matrices $C = AB$. As in the previous section, we consider that all transfers and computations are performed using blocks of size $l \times l$, so that all three matrices are composed of N^2/l^2 blocks and $A_{i,j}$ denotes the block of A on the i th row and the j th column. The basic computation step is a task $T_{i,j,k}$, which corresponds to the update $C_{i,j} \leftarrow C_{i,j} + A_{i,k}B_{k,j}$. To perform such a task, a processor has to receive the input data from A and B (of size $2l^2$), and to send the result (of size $(N/l)^2$) back to the master at the end of the computation. Thus, it results in a total amount of communication of $3(N/l)^2$. As previously, in order to minimize the amount of communications, our goal is to take advantage of the blocks of A , B and C that have already been sent to a processor P_u when allocating a new task to P_u . Note that at the end of the computation, all $C_{i,j}$ s are sent back to the master that computes in turn the final results by adding the different contributions. This computational load is much smaller than computing the products $T_{i,j,k}$ and we will neglect it in what follows.

As we assume that processors work during the whole process, the load imbalance, *i.e.* the difference between the amount of work processed by P_i and what it should have processed given its speed is at most one block. Thus, a maximal block size l can easily be derived from a maximal

load imbalance. The value of l must also be large enough to overlap communications of size $3l^2$ with computations of size l^3 . As usual, the block size should also be large enough to benefit from BLAS effect and small enough so as to fit into caches. We assume that the optimal block size l is computed by the runtime environment.

The simple strategies RANDOMOUTER and SORTEDOUTER translate very easily for matrix multiplication into the strategies RANDOMMATRIX and SORTEDMATRIX. We adapt the DYNAMICOUTER strategy into DYNAMICMATRIX as follows. We ensure that at each step, for each processor P_u there exist sets of indices I, J and K such that P_u owns all values $A_{i,k}, B_{k,j}, C_{i,j}$ for $i \in I, j \in J$ and $k \in K$, so that it is able to compute all corresponding tasks $T_{i,j,k}$. When a processor becomes idle, instead of sending a single block of A, B and C , we choose a tuple (i, j, k) of new indices (with $i \notin I, j \notin J$ and $k \notin K$) and send to P_u all the data needed to extend the sets I, J, K with (i, j, k) . This corresponds to sending $3 \times (2|I| + 1)$ data blocks to P_u (note that $|I| = |J| = |K|$). In fact, blocks of C are not send by the master to the processor, but on the contrary will be sent back to the master at the end of the computation; however, this does not change the analysis since we are only interested in the overall volume of communications. Then, processor P_u is allocated all the unprocessed tasks that can be done with the new data. Algorithm 3 details this strategy.

Algorithm 3: DYNAMICMATRIX strategy.

```

while there are unprocessed tasks do
    Wait for a processor  $P_u$  to finish its task
     $I \leftarrow \{i \text{ such that } P_u \text{ owns } A_{i,k} \text{ for some } k\}$ 
     $J \leftarrow \{j \text{ such that } P_u \text{ owns } B_{k,j} \text{ for some } k\}$ 
     $K \leftarrow \{i \text{ such that } P_u \text{ owns } A_{i,k} \text{ for some } i\}$ 
    Choose  $i \notin I, j \notin J$  and  $k \notin K$  uniformly at random
    Send the following data blocks to  $P_u$ :
        •  $A_{i,k'}$  for  $k' \in K \cup \{k\}$  and  $A_{i',k}$  for
           $i' \in I \cup \{i\}$ 
        •  $B_{k,j'}$  for  $j' \in J \cup \{j\}$  and  $B_{k',j}$  for
           $k' \in K \cup \{k\}$ 
        •  $C_{i,j'}$  for  $j' \in J \cup \{j\}$  and  $C_{i',j}$  for
           $i' \in I \cup \{i\}$ 
    Allocate all tasks  $\{T_{i',j',k'} \text{ with } i' = i \text{ or } j' = j \text{ or } k' = k\}$  that are not yet processed to
     $P_u$  and mark them processed

```

As in the case of the outer product, when the number of remaining blocks to be processed becomes small, RANDOMMATRIX strategy outperforms the DYNAMICMATRIX strategy. Therefore, we introduce the intermediate DYNAMICMATRIX2PHASES strategy that consists into two phases. During Phase 1, the DYNAMICMATRIX strategy is used. Then, when the number of remaining tasks becomes smaller than $e^{-\beta} N^3$ for a value of β that is to be determined, we switch to Phase 2 and use strategy RANDOMMATRIX. As in the case of the outer product, the theoretical analysis proposed in the next section will help us to determine the optimal value of β , *i.e.* the instant when to switch between phases in order to minimize the overall communication volume in the DYNAMICMATRIX2PHASES strategy.

4.2 Theoretical analysis of dynamic randomized strategies

In this section, our aim is to provide an analytical model for Algorithm DYNAMICMATRIX2PHASES similarly to what has been done for Algorithm DYNAMICOUTER in Section 3.3. The analysis of both processes is in fact rather similar, so that we will mostly state the corresponding lemmas, the proofs being similar to those presented in Section 3.3.

In what follows, we will assume that N , the size of matrices A , B and C , is large and we will consider a continuous dynamic process whose behavior is expected to be close to the one of DYNAMICMATRIX2PHASES. In what follows, as in Section 3.3, we will concentrate on processor P_k whose speed is s_k and relative speed $rs_k = \frac{s_k}{\sum_i s_i}$. We will also denote by $C = A \times B$ the result of the matrix multiplication. Note that throughout this section, $A_{i,k}$ denotes the *element* of A on the i th row and j th column.

Let us assume that there exist 3 index sets I, J and K such that

- P_k knows all elements $A_{i,k}$, $B_{k,j}$ and $C_{i,j}$ for any $(i, j, k) \in I \times J \times K$.
- I, J and K have size y .

In Algorithm DYNAMICMATRIX2PHASES, at each step, P_k chooses to increase its knowledge by increasing y by l , which requires to receive $(2y + 1)l$ elements of each A , B and C . As we did in Section 3.3, we will concentrate on $x = y/N$, and assuming that N is large, we will change the discrete process into a continuous process described by an ordinary differential equation depicting the evolution of expected values and we will rely on extensive simulations to assert that this approximation is valid.

In this context, let us consider that an elementary task $T(i, j, k)$ consists in computing $C_{i,j} \leftarrow C_{i,j} + A_{i,k}B_{k,j}$. There are N^3 such tasks. In what follows, we will denote by $g_k(x)$ the fraction of elementary tasks that have not been computed yet at the instant when P_k knows x^2 elements of A, B and C respectively, in the computational domain that does not include the tasks $T(i, j, k)$ such that $(i, j, k) \in I \times J \times K$ (this domain is equivalent to the “L”-shaped area for the outer product in Section 3.3). The following lemma enables to understand the dynamics of g_k (all proofs are omitted because they are very similar to those of Section 3.3).

Lemma 7. $g_k(x) = (1 - x^3)^{\alpha_k}$, where $\alpha_k = \frac{\sum_{i \neq k} s_i}{s_k}$.

Let us now denote by $t_k(x)$ the time step such that index sets I, J and K have size x . Then,

Lemma 8. $t_k(x) \sum_i s_i = 1 - N^2(1 - (1 - x^3)^{\alpha_k+1})$.

Above equations well describe the dynamics of DYNAMICMATRIX2PHASES as long as it is possible to find elements of A, B and C that enable to compute enough unprocessed elementary tasks. On the other hand, as in the case of DYNAMICOUTER2PHASES, at the end, it is better to switch to another algorithm, where unprocessed elementary tasks $T(i, j, k)$ are picked up randomly, what requires possibly to send all three values of $A_{i,k}$, $B_{k,j}$ and $C_{i,j}$. In order to decide when to switch from one strategy to the other, let us introduce the additional parameter β .

As in the outer-product problem, a lower bound on the communication volume received by P_k can be obtained by considering that each processor has a cube of tasks $T_{i,j,k}$ to compute, proportional to its relative speed. The edge-size of this cube is thus $N \sqrt[3]{rs_k}$. To compute all tasks in this cube, P_k needs to receive a square of each matrix, that is $3N^2 rs_k^{2/3}$.

In order to determine when we should switch between Phase 1 and Phase 2, we can observe that if $x_k^3 = \beta rs_k - \beta^2 / 2rs_k^2$, then

$$t_k(x_k) \sum_i s_i = N^2(1 - e^{-\beta}(1 + o(rs_k))),$$

so that at first order, $t_k(x_k)$ is independent of k . The instant $t = \frac{N^2}{\sum_i s_i}(1 - e^{-\beta})$ is therefore chosen to switch between Phases 1 and 2.

As in the context of the outer product, we need to find the value of β that minimizes the volume of communications. If the switch occurs at time $t = \frac{N^2}{\sum_i s_i}(1 - e^{-\beta})$, then

- the volume of communications during Phase 1 is given by

$$3N^2 \beta^{2/3} \sum_k rs_k^{2/3} - 3N^2 \beta^{5/3} \sum_k rs_k^{5/3},$$

- the volume of communications during Phase 2 is given by

$$e^{-\beta} N^3 \left(1 - \beta^{2/3} \sum_k r s_k^{5/3} \right),$$

so that the total amount of communications with respect to the lower bound $3N^2 \sum r s_k^{2/3}$ is given by

$$\beta^{2/3} - \beta^{5/3} \frac{\sum_k r s_k^{5/3}}{\sum_k r s_k^{2/3}} + \frac{e^{-\beta} N}{\sum_k r s_k^{5/3}} \left(1 - \beta^{2/3} \sum_k r s_k^{5/3} \right).$$

4.3 Simulation Results

We have conducted extensive simulations to compare the performance of the dynamic strategies with the previous analysis. Figure 9 presents the results for matrices of size 40x40 and Figure 10 presents the results for matrices of size 100x100. As in previous simulations, processor speeds are chosen uniformly at random in the interval $[10, 100]$ and all amounts of communications have been normalized using the lower bound $3N^2 \sum_k r s_k^{2/3}$ on communications presented in the previous section.

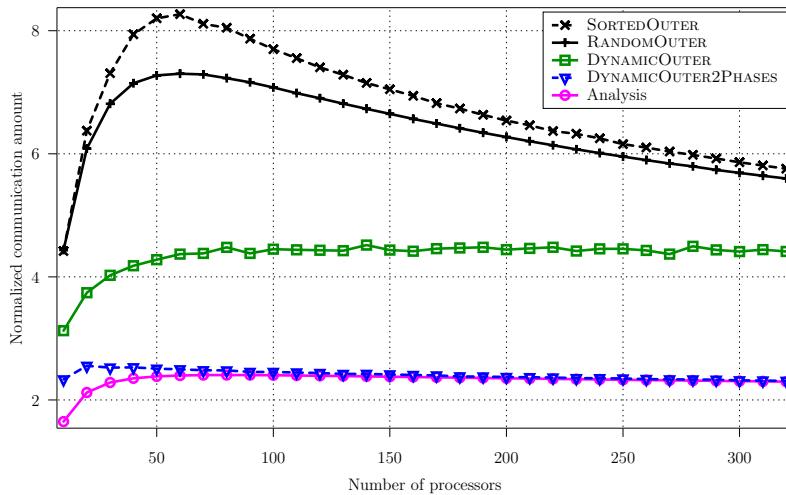


Figure 9: Communication amounts of all strategies for matrices of size $N/l = 40$ blocks ($N^3/l^3 = 64,000$ tasks).

As for the outer-product problem, we notice that data-aware strategies largely outperform simple strategies, and that DYNAMICMATRIX2PHASES is able to reduce the communication amount even more than DYNAMICMATRIX. When the number of processors is large enough (*i.e.* in our simulation setting, $p \geq 50$), our previous analysis is able to very accurately predict the performance of DYNAMICMATRIX2PHASES.

We also performed simulations of DYNAMICMATRIX2PHASES with varying values of β to check if the optimal value determined in the theoretical analysis actually minimizes the amount of communications. This is illustrated in Figure 11, for 100 processors, $N/l = 40$ and a fixed distribution of computing speeds. As for the outer product, we notice that the analysis accurately models the amount of communications of DYNAMICMATRIX2PHASES in the range of values of interest of β , and that the optimal value of β for the analysis (2.95) allows to obtain an amount of communications that is close to optimal. This corresponds to 94.7% of the tasks to be processed by the first phase of the algorithm. As for the outer product, we also notice that the value of β given by an analysis which is agnostic to processor speeds and assumes homogeneous speeds is very close to the optimal value (2.92 on this example).

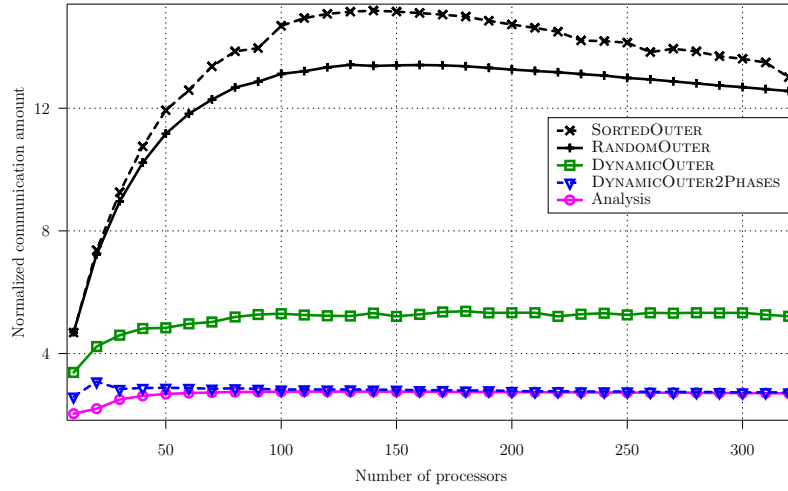


Figure 10: Communication amounts of all strategies for matrices of size $N/l = 100$ blocks ($N^3/l^3 = 1,000,000$ tasks).

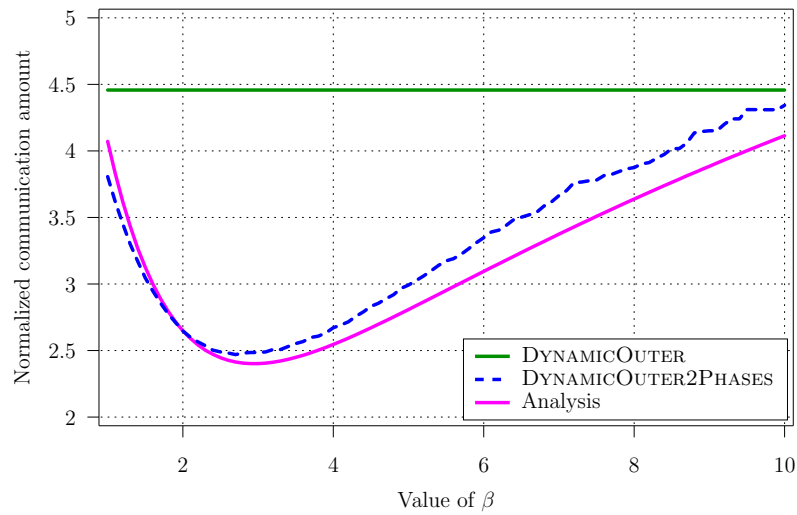


Figure 11: Communication amount of DYNAMICMATRIX2PHASES and its analysis for varying value of the β parameter which defines the threshold.

5 Conclusion and perspectives

The contributions of this paper follow two directions. First, we have proposed randomized dynamic scheduling strategies for the outer product and the matrix multiplication kernels. We have proved that dynamic scheduling strategies that aim to place tasks on processors such that the induced amount of communications is as small as possible perform well. Second, we have been able to propose an Ordinary Differential Equation (ODE) whose solution describes very well the dynamics of the system. Even more important, we prove that the analysis of the dynamics of the ODE can be used in order to tune parameters and to inject some static knowledge which is useful to increase the efficiency of dynamic strategies.

A lot remains to be done in this domain, that we consider as crucial given the practical and growing importance of dynamic runtime schedulers. First, it would be of interest to be able to provide analytical models for a larger class of dynamic schedulers even in the case of independent tasks, and to analyze their behavior also in dynamic environments (when the performance of the resources is unknown and varies over time). Then, it would be very useful to extend the analysis to applications involving both data and precedence dependencies. Extending this work to regular dense linear algebra kernels such as Cholesky or QR factorizations would be a promising first step in this direction.

6 Acknowledgement

This work has been partially supported by the *ANR SOLHAR* project, funded by the French Research Agency.

References

- [1] C. Augonnet, S. Thibault, R. Namyst, and P.-A. Wacrenier. StarPU: a unified platform for task scheduling on heterogeneous multicore architectures. *Concurrency and Computation: Practice and Experience*, 23(2):187–198, 2011.
- [2] O. Beaumont, V. Boudet, F. Rastello, and Y. Robert. Partitioning a square into rectangles: NP-completeness and approximation algorithms. *Algorithmica*, 34(3):217–239, 2002.
- [3] O. Beaumont, H. Larcheveque, and L. Marchal. Non linear divisible loads: There is no free lunch. In *International Parallel and Distributed Processing Symposium, 2012*, pages 863–873. IEEE, 2012.
- [4] M. Benaim and J.-Y. Le Boudec. A class of mean field interaction models for computer and communication systems. *Performance Evaluation*, 65(11):823–838, 2008.
- [5] V. Bertin and B. Gaujal. Brokering strategies in computational grids using stochastic prediction models. *Parallel Computing*, 33(4-5):238–249, 2007.
- [6] G. Bosilca, A. Bouteiller, A. Danalis, M. Faverge, T. Herault, and J. J. Dongarra. PaRSEC: A programming paradigm exploiting heterogeneity for enhancing scalability. *IEEE Computing in Science and Engineering*, to appear. available online at http://www.netlib.org/utk/people/JackDongarra/PAPERS/ieee_cise_submitted_2.pdf.
- [7] G. Bosilca, A. Bouteiller, A. Danalis, T. Herault, P. Lemarinier, and J. Dongarra. DAGuE: A generic distributed DAG engine for high performance computing. *Parallel Computing*, 38(1):37–51, 2012.
- [8] J. Dean and S. Ghemawat. MapReduce: Simplified data processing on large clusters. *Communications of the ACM*, 51(1):107–113, 2008.

- [9] N. Gast, B. Gaujal, and J.-Y. Le Boudec. Mean field for Markov decision processes: from discrete to continuous optimization. *IEEE Transactions on Automatic Control*, 57(9):2266–2280, 2012.
- [10] T. Gautier, X. Besseron, and L. Pigeon. Kaapi: A thread scheduling runtime system for data flow computations on cluster of multi-processors. In *Proceedings of the 2007 International Workshop on Parallel Symbolic Computation, PASCOCO '07*, pages 15–23, New York, NY, USA, 2007. ACM.
- [11] D. Gross, J. F. Shortle, J. M. Thompson, and C. M. Harris. *Fundamentals of Queueing Theory, 4th Edition*. John Wiley and Sons, 2008.
- [12] B. Kreaseck, L. Carter, H. Casanova, and J. Ferrante. Autonomous protocols for bandwidth-centric scheduling of independent-task applications. In *Proceedings of the 17th International Parallel and Distributed Processing Symposium (IPDPS'03)*. IEEE, 2003.
- [13] M. Mitzenmacher. Analyses of load stealing models based on differential equations. In *Proceedings of the Tenth Annual ACM Symposium on Parallel Algorithms and Architectures, SPAA '98*, pages 212–221, New York, NY, USA, 1998. ACM.
- [14] M. Mitzenmacher. How useful is old information? *IEEE Trans. Parallel Distrib. Syst.*, 11(1):6–20, 2000.
- [15] M. Parashar and S. Hariri. *Autonomic computing: concepts, infrastructure, and applications*. CRC press, 2006.
- [16] J. Planas, R. M. Badia, E. Ayguadé, and J. Labarta. Hierarchical task-based programming with StarSs. *International Journal of High Performance Computing Applications*, 23(3):284–299, 2009.
- [17] H. Topcuoglu, S. Hariri, and M.-y. Wu. Performance-effective and low-complexity task scheduling for heterogeneous computing. *IEEE Transactions on Parallel and Distributed Systems*, 13(3):260–274, 2002.